



Northern Virginia Transportation Authority FY2024-2029 Six Year Program



Triangle Mobility Hub and First/Last Mile Connection Improvements

Date Submitted:
07/20/2023

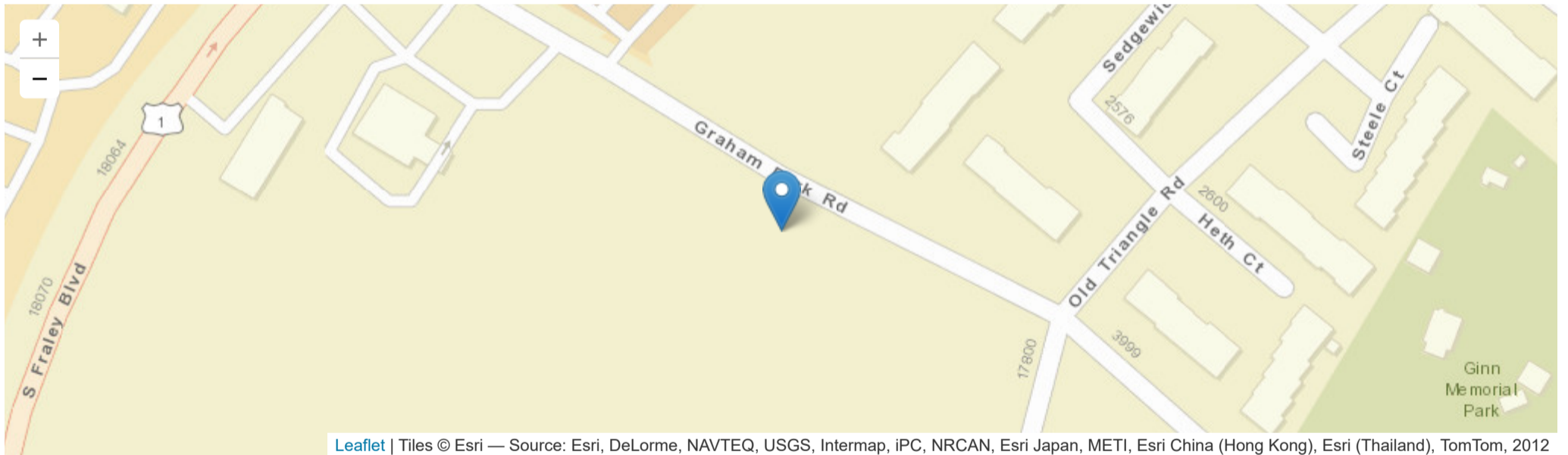
APPLICATION #: PWC-044

Project Description

Project will design and construct a mobility hub to support new OmniRide bus routes and future high capacity transit along the US Route 1 Corridor. The hub will include a 200 foot pull off area that can accommodate up to three 45-foot passenger buses at one time, bus shelters, lighting and transit amenities, to include bike racks/lockers. Additionally, the project will construct missing segments of pedestrian/bicycle facility and implement a crosswalk with ADA ramps at the intersection of Graham Park Road and Old Triangle Road to facilitate pedestrian and bicycle first/last mile connections to transit at the mobility hub.

Primary Mode(s)	Secondary Mode(s)
	
Application Number	PWC-044
Primary TransAction ID Number	38
Submitting Jurisdiction/Agency	Prince William County
Location	The project will be located on Graham Park Road, just west of Route 1/Fraley Boulevard and east of the intersection with Old Triangle Road.
Requested NVTA Funds	\$10,000,000.00
NVTA Funds Approved	\$10,000,000
Previous NVTA Funds Received	\$0.00
Total Cost to Complete Project	\$10,000,000.00

Project Location



Leaflet | Tiles © Esri — Source: Esri, DeLorme, NAVTEQ, USGS, Intermap, iPC, NRCAN, Esri Japan, METI, Esri China (Hong Kong), Esri (Thailand), TomTom, 2012

Project Milestones

	Study	Design / Engineering / Environmental	ROW and Utilities	Construction	Asset Acquisition
Earlier					
FY23					
FY24					
FY25					
FY26					
FY27					
FY28		X			
FY29			X		
Beyond				X	

Year of expected project completion: FY2030

Project Funding

Source	Study	Design / Engineering / Environmental	ROW and Utilities	Construction	Asset Acquisition	Total
Total Cost	\$0	\$1,200,000	\$1,500,000	\$7,300,000	\$0	\$10,000,000
NVTA Funds Applied	\$0	\$1,200,000	\$1,500,000	\$7,300,000	\$0	\$10,000,000
Total Other	\$0	\$0	\$0	\$0	\$0	\$0
Gap	\$0	\$0	\$0	\$0	\$0	\$0

Project Analysis Highlights

Congestion Reduction Relative to Cost (CRRC) Rating	15.82
Congestion Reduction Relative to Cost (CRRC) Rank	15
TransAction Project Rating	14.05
TransAction Project Rank	22
Project's Past Performance (Percentage of expected funds that was reimbursed by 12/31/2023)	N/A
Jurisdiction/Agency's Past Performance on All Projects (Percentage of expected funds that was reimbursed by 12/31/2023)	58.95%
Percentage of Total Project Cost Covered by Funds from Sources Other than NVTA	0.00%
Local Priority	4
Number of Supporting Resolutions (does not include resolution from applicant's own Board/Council)	3
Number of NVTA-Funded Project(s) Nearby	1
Regional Funds allocated to NVTA-Funded Project(s) Nearby	\$129,760,000