



Northern Virginia Transportation Authority FY2024-2029 Six Year Program



Shirlington Bus Station Expansion

Date Submitted: 07/28/2023

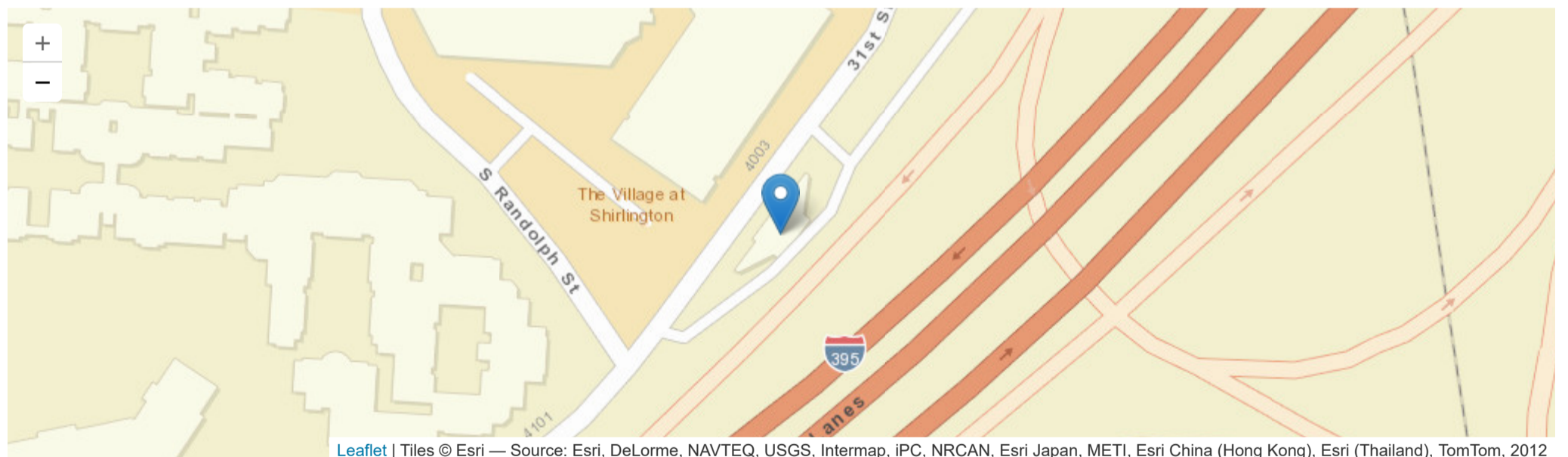
APPLICATION #: ARL-022

Project Description

Expand capacity at the Shirlington Bus Station. The Shirlington Bus Station located at 2975 South Quincy St is Arlington County's only enclosed public bus station and the principal transfer point for ART bus service, Metrobus, and DASH (Alexandria Transit Company) service in South Arlington. The station houses a Commuter Store and includes an indoor waiting area with customer seating, a partially covered outdoor plaza, and covered parking for bicycles and other shared mobility devices such as for-hire electric scooters. There are seven bus bays located at the station: five on the east side of S. Quincy St and two east of the station building on an internal roadway. Active planning work to determine future operational needs and the size and scale of station and bus bay expansion is ongoing. The scope of this application includes the relocation of three existing bus bays, four new bus bays (platforms, shelters, and amenities), and upgrades to the existing bus station and site. The draft Arlington Transit Strategic Plan (ATSP) recommends expansion of service at the Shirlington Bus Station, including a new route (ART 85) linking Shirlington to Crystal City and Potomac Yard via the neighborhoods of Long Branch Creek, Aurora Highlands, and Arlington Ridge (to offset WMATA Metrobus service reductions in these neighborhoods included in the Better Bus network). In addition to being served by four ART routes and four Metrobus routes, Shirlington Bus Station is also served by DASH (Alexandria Transit Company) Routes 36A and 36B. DASH and the City of Alexandria plan to add more service to the Shirlington Bus Station following the implementation of the West End Transitway Bus Rapid Transit (BRT) project between the Van Dorn Street Metrorail Station and the Pentagon. The West End Transitway is currently in design and has \$96 million in allocated State and NVTA funding. Arlington County will seek resolutions of support from both the Alexandria City Council and the DASH Board of Directors to complement the NVTA funding application for the Shirlington Bus Station Expansion. The project is included in both the Arlington County Capital Improvement Plan (CIP) and the Alexandria Transit Vision Plan (ATVP).

Primary Mode(s)	Secondary Mode(s)
	
Application Number	ARL-022
Primary TransAction ID Number	322
Submitting Jurisdiction/Agency	Arlington County
Location	Shirlington Bus Station. 2975 South Quincy St., Arlington VA
Requested NVTA Funds	\$11,600,000.00
NVTA Funds Approved	\$11,600,000
Previous NVTA Funds Received	\$0.00
Total Cost to Complete Project	\$11,800,000.00

Project Location



Leaflet | Tiles © Esri — Source: Esri, DeLorme, NAVTEQ, USGS, Intermap, iPC, NRCAN, Esri Japan, METI, Esri China (Hong Kong), Esri (Thailand), TomTom, 2012

Project Milestones

	Study	Design / Engineering / Environmental	ROW and Utilities	Construction	Asset Acquisition
Earlier					
FY23					
FY24	X				
FY25					
FY26					
FY27					
FY28					
FY29		X	X		
Beyond		X	X	X	

Year of expected project completion: FY2031

Project Funding

Source	Study	Design / Engineering / Environmental	ROW and Utilities	Construction	Asset Acquisition	Total
Total Cost	\$200,000	\$1,200,000	\$2,000,000	\$8,400,000	\$0	\$11,800,000
NVTA Funds Applied	\$0	\$1,200,000	\$2,000,000	\$8,400,000	\$0	\$11,600,000
Local	\$200,000					\$200,000
Total Other	\$200,000	\$0	\$0	\$0	\$0	\$200,000
Gap	\$0	\$0	\$0	\$0	\$0	\$0

Project Analysis Highlights

Congestion Reduction Relative to Cost (CRRC) Rating	14.52
Congestion Reduction Relative to Cost (CRRC) Rank	16
TransAction Project Rating	18.54
TransAction Project Rank	18
Project's Past Performance (Percentage of expected funds that was reimbursed by 12/31/2023)	N/A
Jurisdiction/Agency's Past Performance on All Projects (Percentage of expected funds that was reimbursed by 12/31/2023)	50.22%
Percentage of Total Project Cost Covered by Funds from Sources Other than NVTA	1.69%
Local Priority	2
Number of Supporting Resolutions (does not include resolution from applicant's own Board/Council)	2
Number of NVTA-Funded Project(s) Nearby	3
Regional Funds allocated to NVTA-Funded Project(s) Nearby	\$43,777,000