



Northern Virginia Transportation Authority

The Authority for Transportation in Northern Virginia

AGENDA

Thursday, March 14, 2024, 7:00pm EST

3040 Williams Drive, Suite 200

Fairfax, VA 22031

This meeting will be conducted in person and live-streamed via YouTube¹

1. **Call to Order** Chair Randall
2. **Roll Call** Ms. Henderson, Board Secretary

Presentation

3. **Travel Trends Update** Mr. Rashid, Planning Analytics Manager

Action Items

4. **Approval of February 8, 2024, Meeting Summary Minutes** Chair Randall
Recommended Action: Approval of February 8, 2024, Meeting Summary Minutes
5. **Approval of May 9, 2024, as the Public Hearing Date for the FY2024-2029 Six Year Program (SYP)**
Ms. Backmon, Chief Executive Officer
Recommended Action: Approval of SYP Public Hearing Date
6. **Approval of the FY2030 CMAQ/RSTP Funding Recommendations to the Commonwealth Transportation Board**
Dr. Nampoothiri, Senior Manager, Transportation Planning and Programming
Recommended Action: Approval of Programming Recommendations
7. **Approval of Prince William County's Van Buren Road North Extension: Route 234 to Cardinal Drive Standard Project Agreement (SPA) 2022-319-1**
Ms. Backmon, Chief Executive Officer
Recommended Action: Approval of SPA
8. **Approval of Letter of Endorsement for Town of Herndon's Safe Streets and Roads For All (SS4A) Program Grant Application**
Ms. Backmon, Chief Executive Officer
Recommended Action: Approval of Endorsement

Discussion/Information Items

¹ *If technical difficulties arise, the meeting may be audio or video recorded. Any recordings will be made available on the [Authority's Meetings](#) webpage and in our [Authority Meeting Recap](#).*

9. Governance and Personnel Committee Report

-Update on 2024 General Assembly Session

Chair Randall, Chair

Ms. Baynard, Sr. Vice President, McGuireWoods Consulting, LLC

10. Finance Committee Report

Mayor Rishell, Finance Committee Chair

a) Investment Portfolio Report

Ms. Sen, Investment & Debt Manager

b) Monthly Revenue Report

Mr. Longhi, Chief Financial Officer

c) Monthly Operating Budget Report

Mr. Longhi, Chief Financial Officer

11. Planning Coordination Advisory Committee (PCAC) Report

Mayor Colbert, PCAC Chair

12. Technical Advisory Committee (TAC) Report

Mr. Boice, TAC Chair

13. Chief Executive Officer's Report

Ms. Backmon, Chief Executive Officer

14. Chair's Comments

Chair Randall

Closed Session

(If needed)

15. Adjournment

Chair Randall

Correspondence

(Presented as needed)

Next Meeting: April 11, 2024, at 7:00pm
2600 Park Tower Drive, 1st Floor Conference Room

Travel Trends in CY2023

*Presented by: Harun Rashid, Planning Analytics Manager,
NVTA*



Topics Addressed

National trends in highway travel demand and transit ridership.

Highway travel demands in Vehicle Miles of Travel (VMT), and corridor level traffic volumes*.

Transit ridership by transit sub-modes – bus, heavy rail, commuter rail.**

*FHWA – https://www.fhwa.dot.gov/policyinformation/travel_monitoring/23dectvt/page2.cfm

*VDOT - <https://www.vdot.virginia.gov/doing-business/technical-guidance-and-support/traffic-operations/traffic-counts/>

**APTA transit data - <https://www.apta.com/research-technical-resources/transit-statistics/ridership-report/>

2023 Media Highlights

- For the first time since pandemic started, Vehicle Miles of Travel (VMT) was more than 2019 level in 2023*.
- Highway congestion is back - Washington D.C. was ranked #2 in the nation for congested travel times by a cellphone-based trip analytics company (TomTom)**.
- For transit, nationally, after falling to 20 percent of pre-pandemic levels in April 2020, ridership has recovered to more than 77 percent of pre-pandemic levels***.

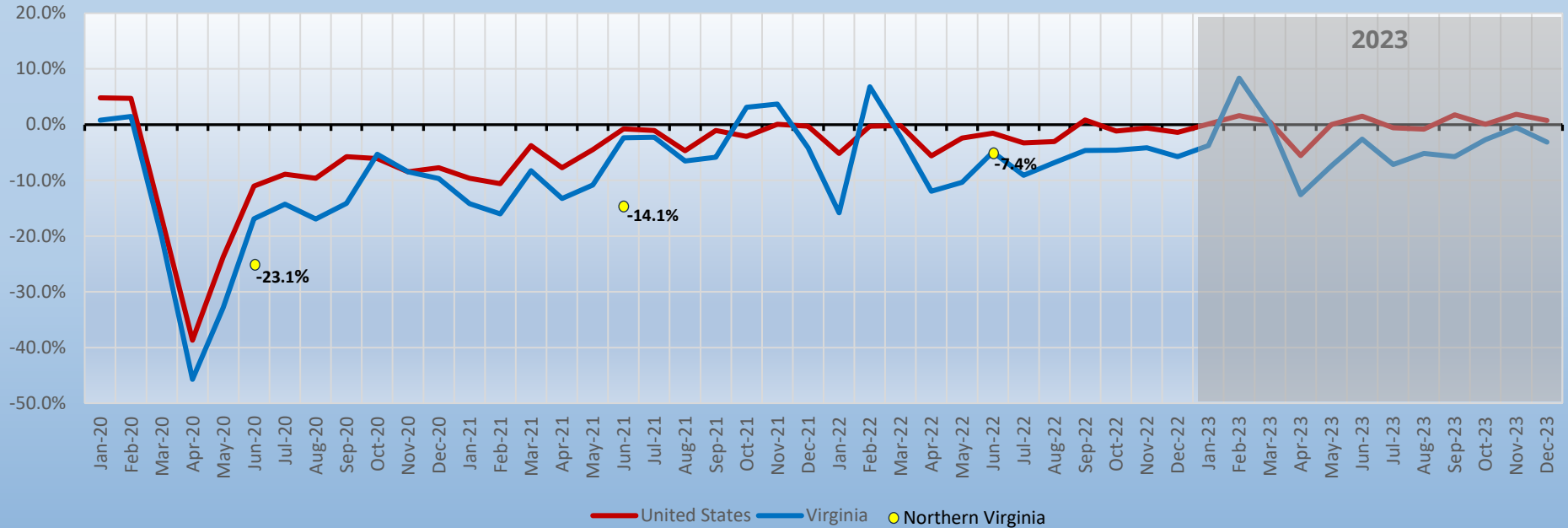
*<https://enotrans.org/article/vmt-back-to-pre-covid-level-in-2023-but-still-lags-per-capita/>

**<https://www.cnbc.com/2024/01/29/nyc-chicago-san-francisco-10-us-cities-with-the-worst-traffic.html>

***https://www.apta.com/wp-content/uploads/APTA_POLICY_BRIEF_Transit_Ridership_12-01-2023.pdf

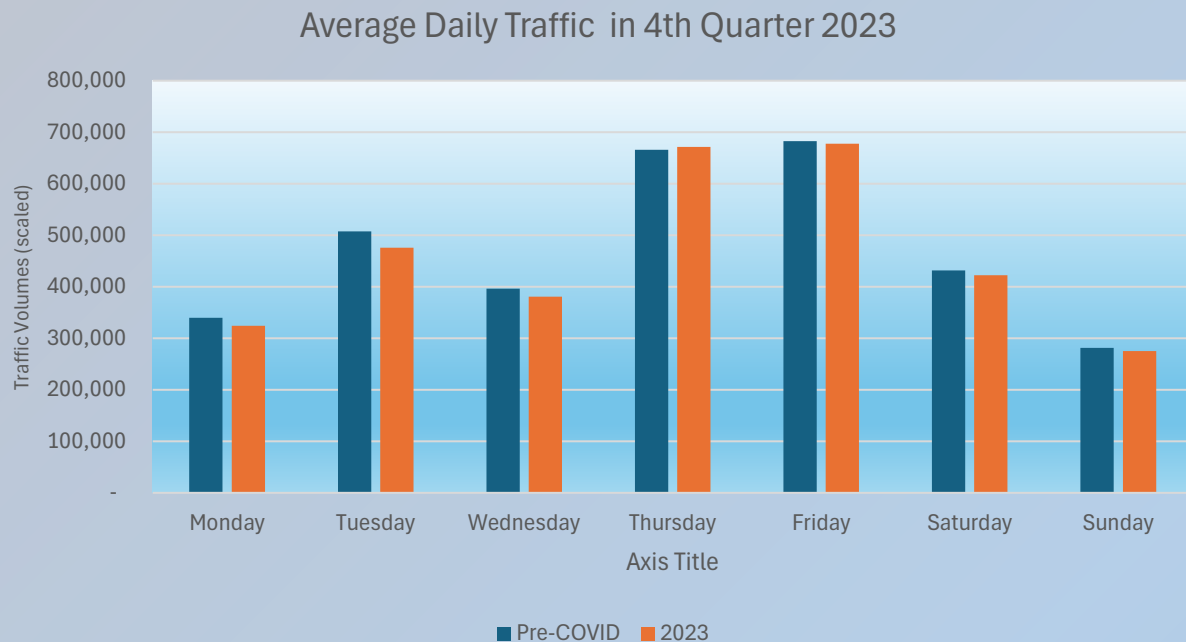
Highway Travel Demands (Vehicle Miles of Travel)

Percentage Changes in VMT



- VMTs in Virginia are close to pre-pandemic levels, but still below.
- Data source – FHWA Office of Highway Policy Information and VDOT traffic count program
- For Northern Virginia, data is available up to 2022 (annual average daily VMT only).

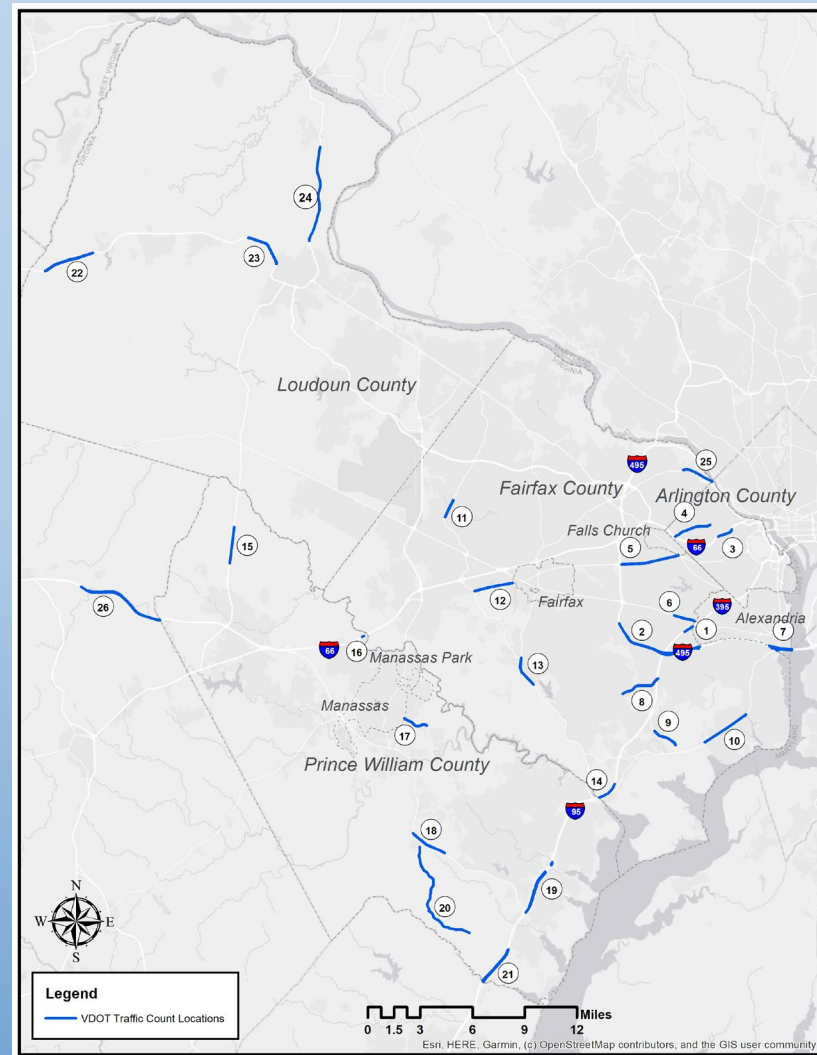
More on NoVA Highway Travel Demands – By Day of Week



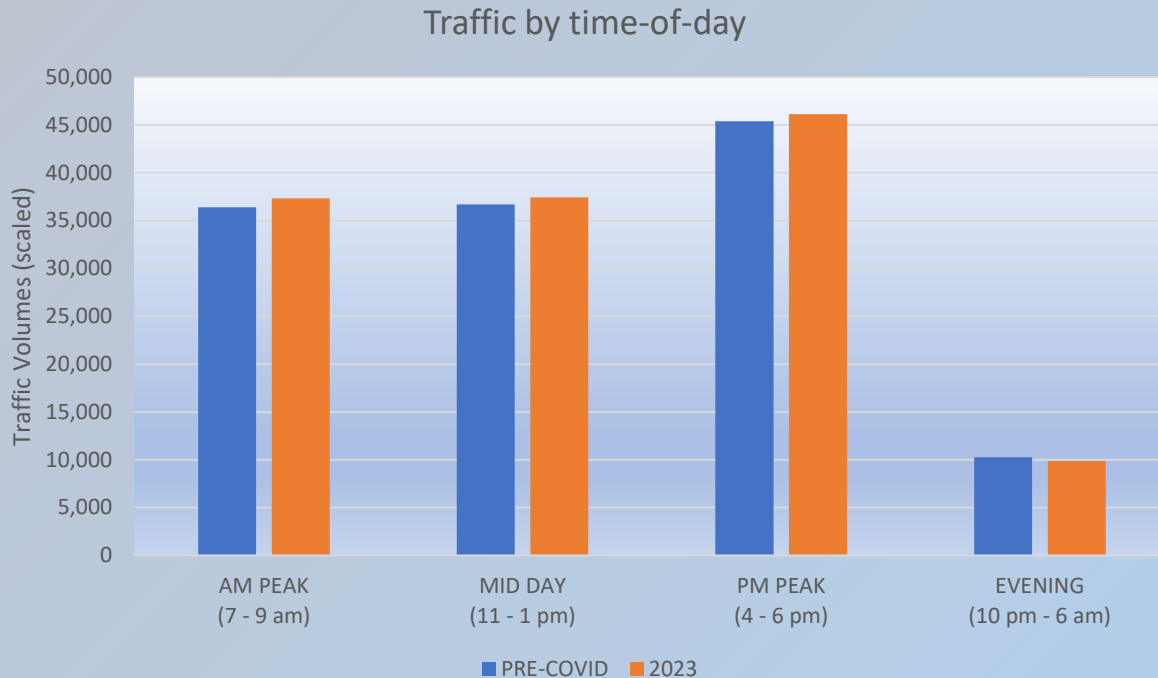
- Analyses based on traffic volumes reported from permanent traffic counters on NoVA roadways; time period – 4th quarter 2019 versus 2023.

Reference Map: VDOT Traffic Count (permanent counters) Locations in NoVA

Map ID	Location
1	I-395 North - Alexandria
2	I-495 North/South - Springfield
3	I-66 East/West - Arlington
4	US 29 North/South - Arlington
5	US Hwy 50 East/West - Falls Church
6	Little River Turnpike East/West - Alexandria
7	I-495 North/South - Alexandria
8	Franconia-Springfield Pkwy East/West
9	Fairfax County Parkway North/South - Fort Belvoir
10	US Hwy 1 North/South - Mt. Vernon
11	Fairfax County Pkwy North/South - Dulles
12	US Hwy 29 North/South - Fairfax City
13	Chain Bridge Rd North/South - Burke
14	I-95 Express Lanes - Lorton
15	US Hwy 15 North - Haymarket
16	I-66 West - Sully
17	VA-294 East/West - Manassas
18	Prince William Pkwy North/South - Dumfries
19	I-95 North/South - Dumfries
20	Joplin Rd East
21	I-95 North/South - Quantico
22	Rte. 7 East/West - Purcellville
23	Rte. 7 East/West - Leesburg
24	US 15 North/South - Lucketts
25	Chain Bridge Rd North/South Near Arlington
26	I-66 East/West - Haymarket



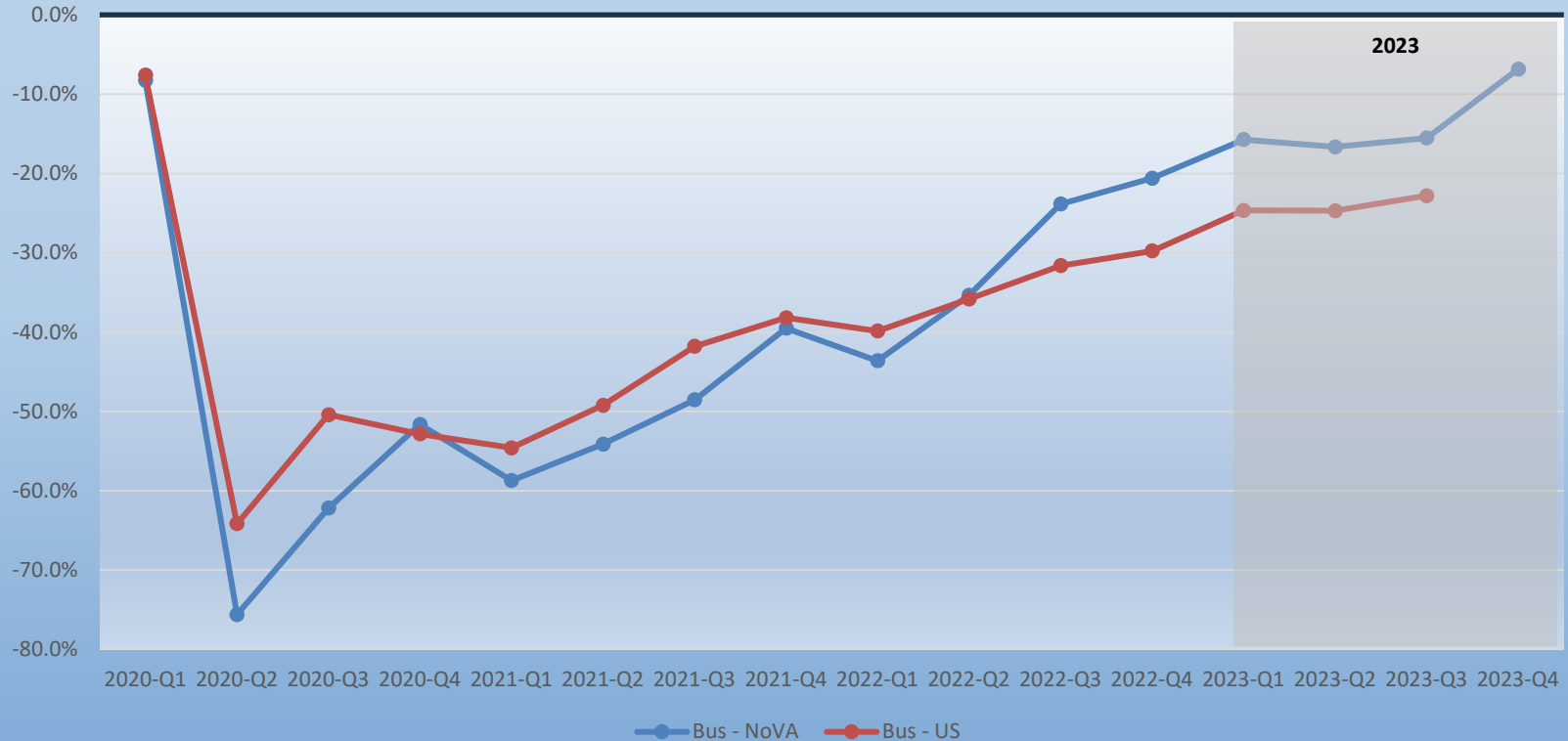
By Time of Day - Thursdays 4th Quarter 2023



Analysis time period - Thursdays, 4th Quarter 2023

Transit Ridership in CY2023 – Buses

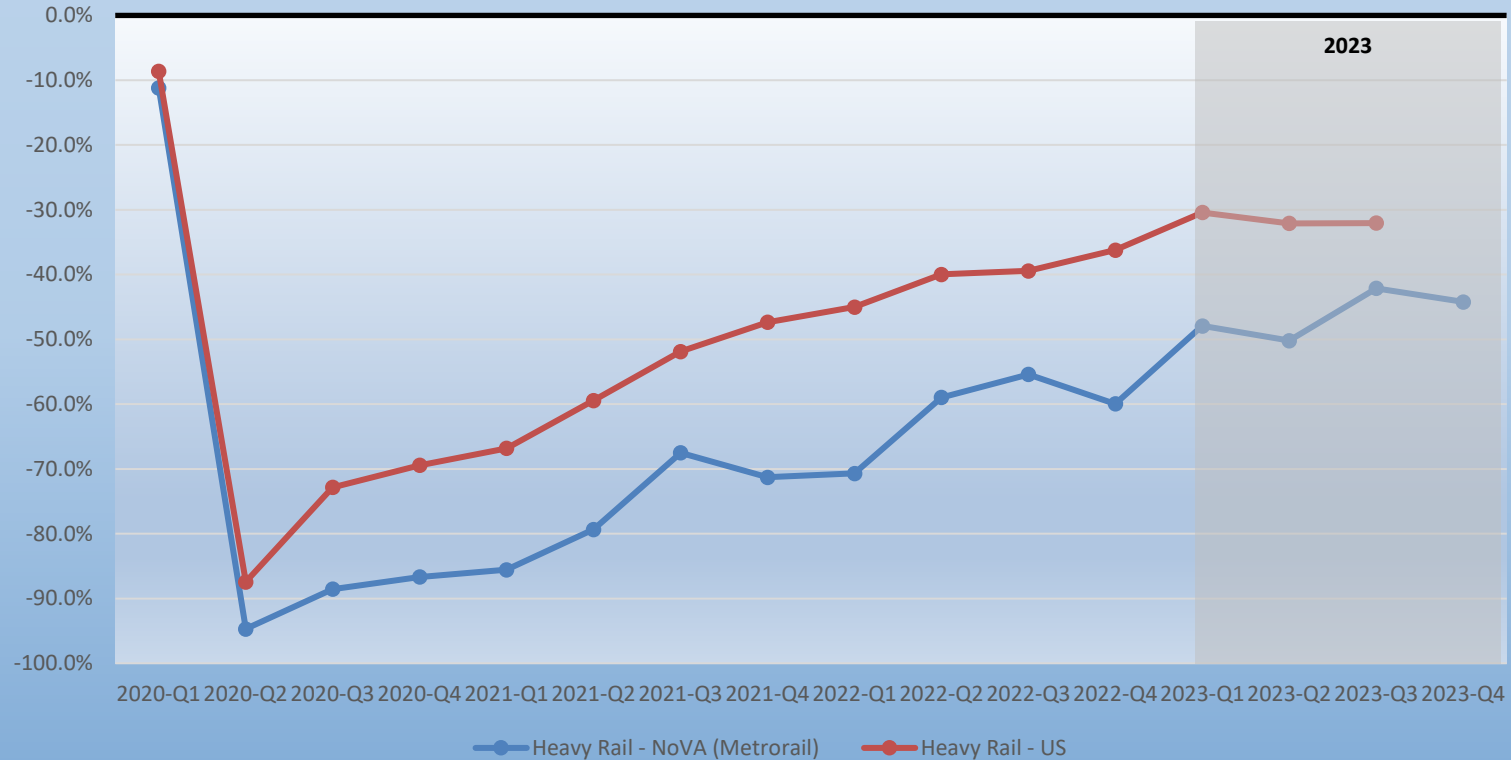
Percentage Changes in Quarterly Ridership - Buses



- Bus services have shown stronger recoveries in NoVA, as compared to the national trend.

Transit Ridership in 2023 – Heavy Rail

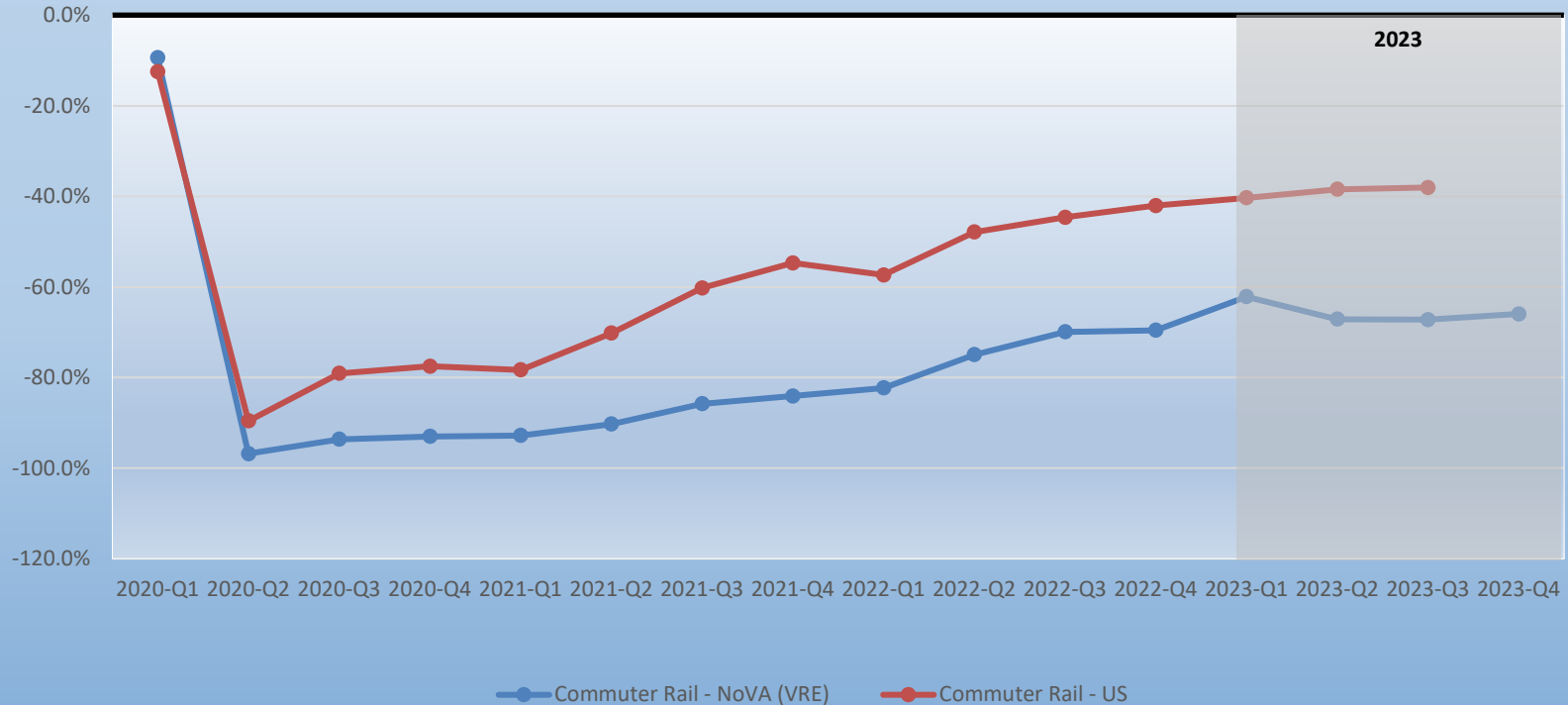
Percent Changes in Ridership - Heavy Rail



- Metrorail in NoVA was trailing behind compared to the national trend.

Transit Ridership in 2023 – Commuter Rail

Percent Changes in Ridership - Commuter Rail



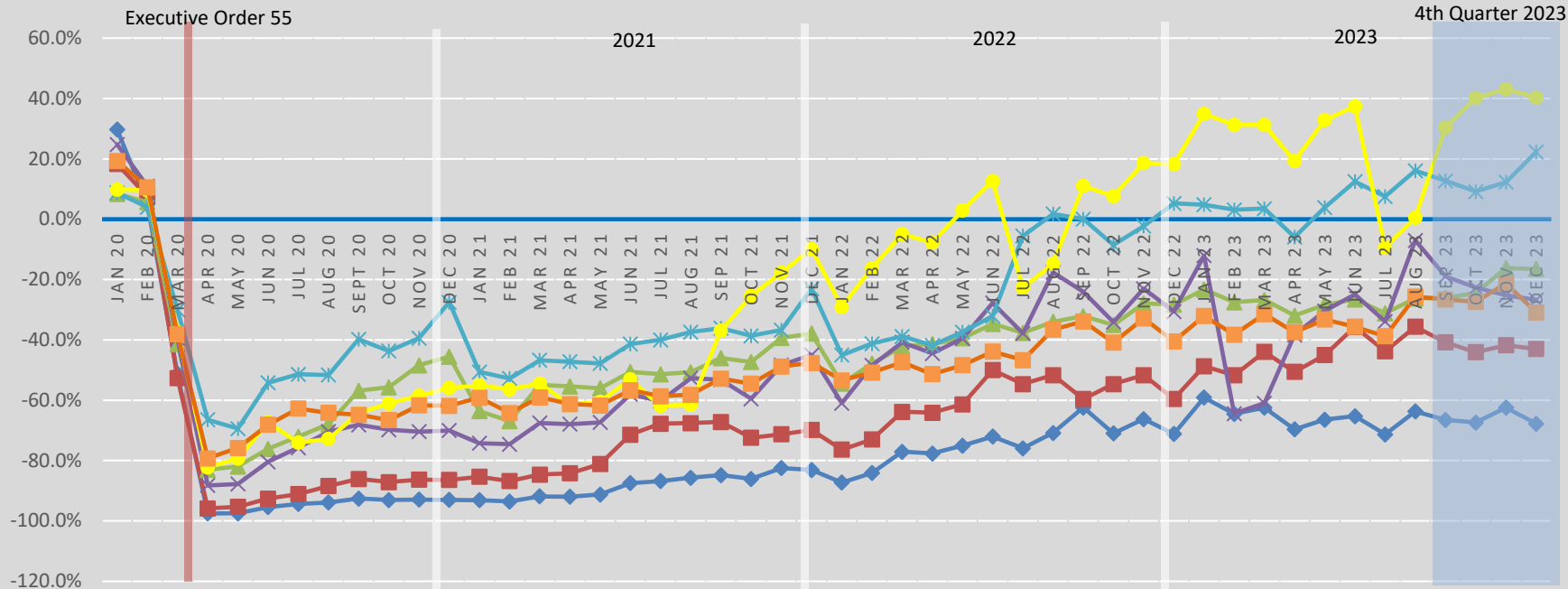
- VRE also trails behind compared to the national trend.

Transit Providers in NoVA

PERCENTAGE CHANGE IN TRANSIT RIDERSHIP (MONTHLY)

VRE METRO RAIL METRO BUS OMNIRIDE FAIRFAX CONNECTOR DASH OTHER BUS SERVICES


OTHER BUS SERVICES: ART, CUE, LC TRANSIT



Next Steps

- Continue to monitor national/regional trends on highway and transit travels.
- In the next update, staff will feature data metrics on transportation technology adoptions in Northern Virginia.

Thank You!



*Scan the QR code to
connect with us*





Northern Virginia Transportation Authority
The Authority for Transportation in Northern Virginia

SUMMARY MINUTES

Thursday, February 8, 2024

7PM, EST.

3040 Williams Drive, Suite 200

Fairfax, VA 22031

This meeting was conducted in person and livestreamed via [NVTA's YouTube Channel](#)

1. Call to Order

Chair Randall

Chair Randall called the meeting to order at 7:06PM.

2. Roll Call

Ms. Henderson, Board Secretary

- ✓ **Membership: Attendees** Chair Phyllis Randall, Vice Chair David Snyder, Supervisor James Walkinshaw, Chair Deshundra Jefferson, Board Member Matt de Ferranti, Mayor Justin Wilson, Mayor Jeanette Rishell, Mayor Catherine Read, Mayor Sheila Olem (Remote-Medical), Mr. Anthony Bedell, Ms. Mary Hynes, Ms. Jennifer Debruhl (Remote-Distance), and Mr. Bill Cuttler. **Non-Attendees** Senator Jennifer Boysko, Mayor Michelle Davis-Younger, Supervisor Pat Herrity, and Mr. Jim Kolb.
- ✓ **Staff Attendees:** Chief Executive Officer Monica Backmon, Chief Financial Officer Michael Longhi, Principal, Transportation Planning and Programming Keith Jasper, Communications and Public Affairs Manager Abigail Hillerich, Strategic Communications Specialist Sharara Faisal, Deputy Chief Financial Officer Peggy Teal, Senior Manager, Transportation Planning Sree Nampoothiri, Planning Analytics Manager Harun Rashid, Regional Transportation Planners Ian Newman, Griffin Frank and Hannah Pajewski, Executive Assistant to the CEO Amanda Sink and Board Secretary Lee Ann Henderson.
- ✓ **Council of Counsel Attendees:** Mr. Daniel Robinson-Fairfax County and Ms. Christina Zechman Brown-City of Alexandria.
- ✓ **Other Attendees:** Sr. Vice President Tracy Baynard, McGuire Woods Consulting LLC (Remote-Distance)

Members of the public, jurisdiction and agency staff were in person and were able to watch the meeting livestreamed via [NVTA's YouTube Channel](#).

3. Chair Comments

- ✓ Chair Randall stated that she may have to leave before the end of the meeting.
- ✓ Mayor Read made comments regarding the passing of former City of Fairfax Mayor John Mason. She highlighted Mr. Mason's accomplishments and the role he played in bringing the region together to work on many issues including transportation.
- ✓ Chair Randall announced her desired committee appointments for the coming year..

Governance and Personnel Committee

Chair- Chair Randall

Chairman McKay

Mayor Read
Mayor Davis-Younger
Chair Jefferson

Finance Committee

Chair - Mayor Rishell
Chair Randall
Council Member Snyder
Chair Jefferson
Mr. Bedell

Planning and Programming Committee

Chair - Mayor Wilson
Mayor Olem
Board Member de Ferranti
Mayor Davis-Younger
Ms. Hynes

4. Approval of Minutes

Chair Randall

- ✓ Chair Randall asked to approve the minutes earlier in the agenda. Chair Jefferson made a motion to approve the January 11, 2024, minutes as presented. The motion was seconded by Mayor Rishell and approved unanimously with Board Member de Ferranti abstaining.

PRESENTATIONS

5. Tracking Changes in Transportation Attitudes and Priorities

Heart & Mind Strategies

Mr. Keith Jasper, Principal, Transportation Planning and Programming

- ✓ Keith Jasper introduced the results of the Tracking Changes in Transportation Attitudes and Priorities survey performed by Heart & Mind Strategies.
- ✓ He stated this broad-ranging survey has been performed every two years to help plan for transportation needs in the region. Many questions have been retained from previous iterations and new questions have been introduced to better understand perceptions of Bus Rapid Transit (BRT) in addition to tracking post-pandemic travel changes.
- ✓ Mr. Jasper introduced Ben Custer of Heart and Mind Strategies, who reviewed the survey's key findings.
- ✓ Monica Backmon noted that NVTa's webpage for PDP-BRT (Preliminary Development Plan for a Regional Bus Rapid Transit System) is now available.
- ✓ Chair Randall questioned the increased perception of crime in the region. Mr. Custer stated that the perception may not be supported by data. Mr. Jasper added that the upcoming focus groups can examine the perceptions further.

ACTION ITEMS

6. Approval of Letter of Endorsement for Loudoun County's Rebuilding American Infrastructure with Sustainability and Equity Program Application

Ms. Backmon, Chief Executive Officer

- ✓ Chair Randall made a motion to approve the Letter of Endorsement for Loudoun County's Rebuilding American Infrastructure with Sustainability and Equity Program application. The motion was seconded by Board Member de Ferranti and approved unanimously.

7. Approval of Letter of Endorsement for Prince William County's Rebuilding American Infrastructure with Sustainability and Equity Program Application

Ms. Backmon, Chief Executive Officer

- ✓ Chair Jefferson made a motion to approve the Letter of Endorsement for Prince William County's Rebuilding American Infrastructure with Sustainability and Equity Program application. The motion was seconded by Mayor Wilson and approved unanimously.

8. Approval of Letter of Endorsement for the City of Alexandria's Rebuilding American Infrastructure with Sustainability and Equity Program Application

Ms. Backmon, Chief Executive Officer

- ✓ Mayor Wilson made a motion to approve the Letter of Endorsement for the City of Alexandria's Rebuilding American Infrastructure with Sustainability and Equity Program application. The motion was seconded by Mr. Bedell and approved unanimously.

DISCUSSION/INFORMATION ITEMS

10. SMART SCALE Update

Ms. Backmon, Chief Executive Officer

- ✓ Ms. Backmon stated at the January Commonwealth Transportation Board (CTB) meeting the CTB voted to include Land Use as a multiplier in SMART SCALE calculations.
- ✓ Ms. Hynes gave a brief review of the change.

11. Governance and Personnel Committee Report -Update on 2024 General Assembly Session

Chair Randall, Chair

Ms. Baynard, Sr. Vice President, McGuireWoods Consulting, LLC

- ✓ Ms. Baynard stated that the General Assembly is just a few days from crossover.
- ✓ Ms. Baynard highlighted a bill that would streamline the approval process for construction of bus shelters by transit providers. Ms. Debruhl thanked everyone for their support of the bill.
- ✓ Ms. Baynard discussed the General Assembly's work to secure additional funding for Washington Metropolitan Area Transit Authority (WMATA) for FY25 and FY26 in

addition to the submitted proposals regarding the creation of subcommittees to examine the long-term financial needs.

- ✓ Ms. Baynard also reviewed several transportation-related bills and their progress through the General Assembly process.

12. Finance Committee Report

Mayor Rishell, Finance Committee Chair

- ✓ Mayor Rishell stated that the Finance Committee has adopted their meeting calendar for the upcoming year.
- ✓ Mayor Rishell stated that the Chief Financial Officer has been instructed to prepare the budget for presentation to the Authority at the next meeting.
- ✓ Mr. Longhi stated that the portfolio, revenues, and operating budget are doing well.

13. Chief Executive Officer's Report

Ms. Backmon, Chief Executive Officer

- ✓ Ms. Backmon stated that the CEO Report includes an updated Lane Mile Analysis. She stated that the total lane miles increased by 30% (Local Distribution) funding included 183.71 miles of active transportation.
- ✓ Ms. Backmon noted that NVTa has signed the lease for new office space, so the March meeting will be the last one to be held at 3040 Williams Drive.

14. Adjournment

- ✓ There being no further business before the Authority, Chair Randall adjourned the meeting at 8:32PM.

NORTHERN VIRGINIA TRANSPORTATION AUTHORITY

MEMORANDUM

FOR: Chair Phyllis J. Randall and Members
Northern Virginia Transportation Authority

FROM: Monica Backmon, Chief Executive Officer

DATE: March 7, 2024

SUBJECT: Approval of May 9, 2024, as the Public Hearing Date for the FY2024-2029 Six Year Program (SYP)

1. **Purpose:** To seek Northern Virginia Transportation Authority (NVTa) approval of May 9, 2024, as the Public Hearing date for the FY2024-2029 Six Year Program (SYP). This action will enable NVTa staff to initiate necessary actions associated with the advertisement and posting requirements for the public hearing for the FY2024-2029 SYP.
2. **Suggested Motion:** *I move approval of May 9, 2024, as the Public Hearing Date for the FY2024-2029 Six Year Program.*
3. **Background:** The SYP is updated on a two-year cycle alternating with the Commonwealth's SMART SCALE Program, which is also on a two-year cycle. Development of the Authority's FY2024-2029 SYP using FY2028 and FY2029 Regional Revenues follows a similar version of the process used for the previous SYPs. The FY2024-2029 SYP was initiated by a Call for Regional Transportation Projects (CfRTP) on May 1, 2023, targeted at eligible jurisdictions and agencies. The deadline for applications was July 28, 2023, and for Governing Body resolutions was October 27, 2023.
4. **Discussion:** Working with NVTa's consultant team, NVTa staff have been evaluating the 24 candidate regional transportation projects over the past several months. The evaluations are complete and now ready for the formal public comment period to start in late March 2024, and end in mid-May 2024. The public engagement packet, including a summary of the evaluations of the 24 candidate projects, candidate project location map, and individual project description forms will be available on NVTa's FY2024-2029 SYP webpage on March 15th (<https://thenovaauthority.org/fy2024-2029/>). The public engagement packet will comprise:
 - a. Candidate project list;
 - b. Map of project locations;
 - c. Summary of project evaluations;
 - d. Congestion reduction relative to cost (CRRC rating);
 - e. TransAction rating; and
 - f. Two-page summary of each of the 24 candidate regional transportation projects.

The summary of project evaluations lists the 24 candidate projects ranked by their Congestion Reduction Relative to Cost (CRRC) scores, with the highest performing project at the top. Other model-based quantitative evaluations include the TransAction project ratings/rankings (using the ten weighted performance measures), and the status of long-term benefit for each of the member jurisdictions (counties and cities only) that submitted project funding applications. The summary of project evaluations also includes qualitative considerations such as past performance at advancing projects funded using NVTA's Regional Revenues and the scale of external funding. For the first time candidate projects have been evaluated for alignment with the three Core Values adopted by NVTA – Equity, Safety, and Sustainability. NVTA staff have conducted this analysis and the results are also included as qualitative considerations.

Not included in the summary are other components that cannot be addressed at this time, such as modal/geographic balance and public comments. Additionally, the summary does not include recommendations.

During the February meeting cycle, NVTA staff briefed the Authority's two Statutory Committees, Technical Advisory Committee (TAC) and Planning Coordination Advisory Committee (PCAC), on the SYP project evaluation. NVTA staff will provide future briefings to these committees and the Planning and Programming Committee (PPC) before seeking Authority adoption in July.

NVTA staff requests Authority approval to hold a FY2024-2029 SYP Public Hearing at its May 9, 2024, meeting. The Public Hearing will be held at 7:00pm immediately prior to the Authority's regular monthly business meeting. The Public Hearing will be held in-person, with remote participation option available, for citizens and stakeholders to submit testimony.

5. **Next steps:** Following the Public Hearing, and conclusion of the public comment period, a few key steps remain:
 - a. **June 13, 2024:** Briefing on public comments to NVTA at its regularly scheduled Authority meeting;
 - b. **June 2024:** Release of NVTA staff project recommendations for review and endorsement by TAC, PCAC, and PPC; and
 - c. **July 11, 2024:** Authority adoption of FY2024-2029 SYP.

Attachments

- a. Candidate project list;
- b. Map of project locations;
- c. Summary of project evaluations;
- d. Congestion reduction relative to cost (CRRC) rating; and
- e. TransAction rating.
- f. Two-page summary of each of the 24 candidate regional transportation projects.

(Link to two-page summaries can be found at the FY2024-2029 SYP Webpage <https://thenovaauthority.org/fy2024-2029/>).



Northern Virginia Transportation Authority
Summary of FY2024-2029 Six Year Program Candidate Projects

Updated on 3/7/2024

#	Project ID#	Jurisdiction / Agency	Project	Fund request	Previous NVTA funds	Other committed funds	Total project cost	Funding gap excluding NVTA request	Phases for which funds are requested	Phases for which there is still a funding gap	Primary and supporting modal components	Local Priority
1	ARL-023	Arlington County	CC2DCA Multimodal Connection (formerly known as CC2DCA Intermodal Connector)	\$ 21,100,000	\$ 18,000,000	\$ 18,100,000	\$ 57,200,000	\$ -	CN			1
2	ARL-022	Arlington County	Shirlington Bus Station Expansion	\$ 11,600,000		\$ 200,000	\$ 11,800,000	\$ -	PE, ROW, CN			2
3	FFX-134	Fairfax County	Frontier Drive Extension and Intersection Improvements	\$ 164,992,286	\$ 27,000,000	\$ 49,638,314	\$ 241,630,600	\$ -	PE, ROW, CN			1
4	FFX-136	Fairfax County	Braddock Road Multimodal Improvements Phase II (Humphries Drive to Southampton Drive)	\$ 90,000,000		\$ 5,286,334	\$ 95,286,334	\$ -	PE, ROW, CN			2
5	FFX-135	Fairfax County	Route 7 Multimodal Improvements (I-495 to I-66)	\$ 210,000,000		\$ 34,407,921	\$ 244,407,921	\$ -	PE, ROW, CN			3
6	FFX-138	Fairfax County	Seven Corners Ring Road Improvements	\$ 122,229,417	\$ 4,200,000	\$ 6,261,000	\$ 132,690,417	\$ -	PE, ROW, CN			4
7	LDN-034	Loudoun County	Route 15 at Braddock Road Roundabout	\$ 10,000,000		\$ 15,655,000	\$ 25,655,000	\$ -	ROW, CN			1
8	LDN-033	Loudoun County	Sycolin Road Widening - Loudoun Center Place to Crosstrail Boulevard	\$ 15,000,000		\$ 17,861,000	\$ 32,861,000	\$ -	ROW, CN			2
9	LDN-029	Loudoun County	Old Ox Road Widening - Shaw Road to Oakgrove Road	\$ 30,000,000		\$ 19,350,000	\$ 49,350,000	\$ -	CN			3
10	PWC-040	Prince William County	Route 234 and Sudley Manor Drive Interchange	\$ 115,000,000		\$ -	\$ 115,000,000	\$ -	PE, ROW, CN			1
11	PWC-041	Prince William County	Route 234 Bicycle and Pedestrian Facility Over I-95	\$ 12,000,000		\$ -	\$ 12,000,000	\$ -	PE, ROW, CN			2
12	PWC-043	Prince William County	The Landing at Prince William Transit Center	\$ 25,000,000		\$ -	\$ 25,000,000	\$ -	PE, ROW, CN			3
13	PWC-044	Prince William County	Triangle Mobility Hub and First/Last Mile Connection Improvements	\$ 10,000,000		\$ -	\$ 10,000,000	\$ -	PE, ROW, CN			4
14	PWC-042	Prince William County	Route 234 Operational Improvements	\$ 10,000,000		\$ -	\$ 10,000,000	\$ -	PE, CN, Asset			5
15	ALX-029	City of Alexandria	Safety Improvements at High-Crash Intersections	\$ 3,000,000		\$ 1,000,000	\$ 20,500,000	\$ 16,500,000	PE	ROW, CN		1
16	ALX-033	City of Alexandria	Alexandria Metroway Enhancements	\$ 7,000,000		\$ 7,924,792	\$ 14,924,792	\$ -	ROW, CN			2
17	ALX-032	City of Alexandria	South Van Dorn Street Bridge Enhancements	\$ 10,000,000	\$ 5,000,000	\$ 70,000	\$ 15,070,000	\$ -	CN			3
18	ALX-037	City of Alexandria	Smart & Connected Vehicle Infrastructure	\$ 5,000,000	\$ -	\$ 50,000	\$ 5,050,000	\$ -	PE, CN			4
19	CFX-019	City of Fairfax	Old Lee Highway Multimodal Improvements	\$ 5,400,000	\$ 13,000,000	\$ 12,000,000	\$ 30,400,000	\$ -	CN			1
20	CFX-018	City of Fairfax	Northfax Network Improvements - Northfax East-West Road	\$ 18,332,754		\$ -	\$ 18,332,754	\$ -	PE, ROW, CN			2
21	CFC-011	City of Falls Church	City of Falls Church Signal Prioritization Project	\$ 1,400,000		\$ -	\$ 1,400,000	\$ -	PE, CN			1
22	MAN-003	City of Manassas	Roundabout at Route 28 and Sudley Rd	\$ 4,020,000		\$ 1,475,000	\$ 5,495,000	\$ -	CN			1
23	CMP-001	City of Manassas Park	Route 28-Centreville Road Corridor Improvements	\$ 40,000,000		\$ -	\$ 40,000,000	\$ -	PE, ROW, CN			1
24	VRE-017	VRE	VRE Backlick Road Station Improvements	\$ 6,145,103		\$ 2,500,000	\$ 8,645,103	\$ -	CN			1
TOTAL				\$ 947,219,560	\$ 67,200,000	\$ 191,779,361	\$ 1,222,698,921	\$ 16,500,000				

Modal Components

- New or improved roadway capacity and/or alignment
- New or improved intersection/interchange
- Improvement/access to Metrorail/VRE commuter rail
- New or improved bus/BRT facility
- New or improved bicycle facility
- New or improved pedestrian facility
- Transportation Technology
- Parking

Phases

- PE Design/Engineering/Environmental
- ROW Right of Way/Utilities
- CN Construction
- Asset Acq Asset Acquisition

First symbol reflects the primary modal component, other symbols denote supporting modal components



Northern Virginia Transportation Authority
Summary of FY2024-2029 Six Year Program Candidate Projects

Updated on 3/7/2024

#	Jurisdiction	Number of applications	% of Total	Request	Previous NVT A 70% Funds	Other Funds	Total Cost	Gap	% of Total Request
1	Arlington County	2	8%	\$ 32,700,000	\$ 18,000,000	\$ 18,300,000	\$ 69,000,000	\$ -	3%
2	Fairfax County	4	17%	\$ 587,221,703	\$ 31,200,000	\$ 95,593,569	\$ 714,015,272	\$ -	62%
3	Loudoun County	3	13%	\$ 55,000,000	\$ -	\$ 52,866,000	\$ 107,866,000	\$ -	6%
4	Prince William County	5	21%	\$ 172,000,000	\$ -	\$ -	\$ 172,000,000	\$ -	18%
5	City of Alexandria	4	17%	\$ 25,000,000	\$ 5,000,000	\$ 9,044,792	\$ 55,544,792	\$ 16,500,000	3%
6	City of Fairfax	2	8%	\$ 23,732,754	\$ 13,000,000	\$ 12,000,000	\$ 48,732,754	\$ -	3%
7	City of Falls Church	1	4%	\$ 1,400,000	\$ -	\$ -	\$ 1,400,000	\$ -	0%
8	City of Manassas	1	4%	\$ 4,020,000	\$ -	\$ 1,475,000	\$ 5,495,000	\$ -	0%
9	City of Manassas Park	1	4%	\$ 40,000,000	\$ -	\$ -	\$ 40,000,000	\$ -	4%
10	VRE	1	4%	\$ 6,145,103	\$ -	\$ 2,500,000	\$ 8,645,103	\$ -	1%
TOTAL		24	100%	\$ 947,219,560	\$ 67,200,000	\$ 191,779,361	\$ 1,222,698,921	\$ 16,500,000	100%

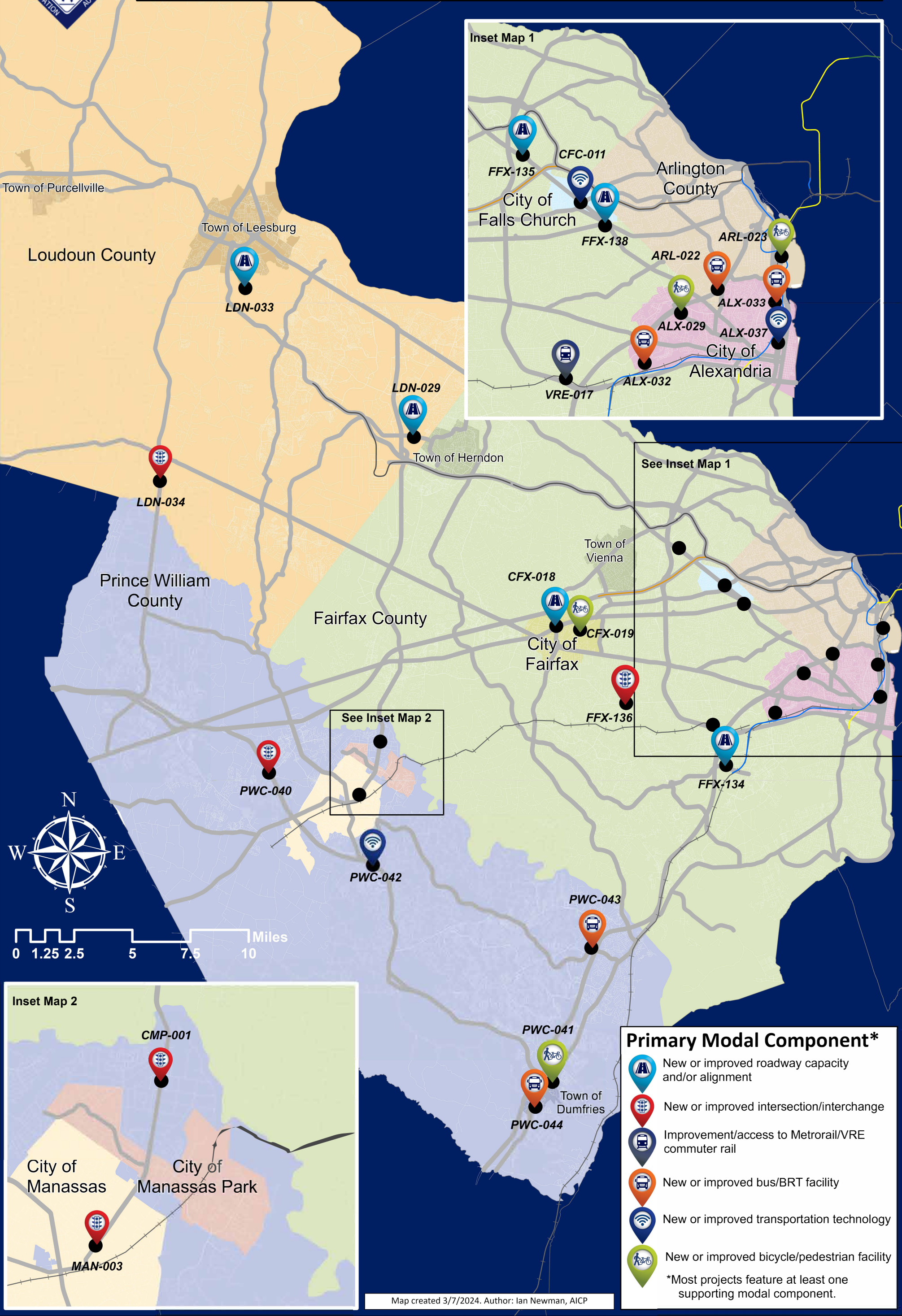
#	Mode	Number of applications	% of Total	Request	% of Total Request	Other Funds	Total project cost
1	Roadway	6	25%	\$ 560,554,457	59%	\$ 127,518,235	\$ 719,272,692
2	Interchange/Intersection	5	21%	\$ 259,020,000	27%	\$ 22,416,334	\$ 281,436,334
3	Commuter Rail	1	4%	\$ 6,145,103	1%	\$ 2,500,000	\$ 8,645,103
4	Bus	5	21%	\$ 63,600,000	7%	\$ 8,194,792	\$ 76,794,792
5	Bike-ped	4	17%	\$ 41,500,000	4%	\$ 31,100,000	\$ 120,100,000
6	Technology	3	13%	\$ 16,400,000	2%	\$ 50,000	\$ 16,450,000
Total		24	100%	\$ 947,219,560	100%	\$ 191,779,361	\$ 1,222,698,921

Number of continuation projects	5	\$ 323,721,703	\$ 476,991,017
--	----------	-----------------------	-----------------------



Northern Virginia Transportation Authority

Candidate FY2024-2029 Six Year Program Projects





ATTACHMENT C

			See definition below*	See definition below#	% drawn down of expected drawdown	% drawn down of expected drawdown										
Modal Components			Acronyms													
	New or improved roadway capacity and/or alignment	PE	Design/Engineering/Environmental		None	Top 3	Very high	> 100%	> 100%	0	0	0	FY28	FY28		
	New or improved intersection/interchange	ROW	Right of Way/Utilities		Very low	Next 3	High	>80-100%	>80-100%	1	1	1	FY29	FY29		Less than % share of revenue
	Improvement/access to Metrorail/VRE commuter rail	CN	Construction		Low	All others	Medium	>60-80%	>60-80%	2	2	2	FY30	FY30	Low alignment	
	New or improved bus/Bus Rapid Transit facility	Acq	Asset Acquisition		Medium		Low	>40-60%	>40-60%	3	3	3		FY31	Medium alignment	Approx. equal to % share of revenue
	New or improved bicycle/pedestrian facility	SPA	Standard Project Agreement for NVTa regional funding		High		Very low	>20-40%	>20-40%	4	4	4		FY32	High alignment	
	New or improved bicycle facility	CRRC	Congestion reduction relative to cost		Very high		None	0-20%	0-20%	5 or more	5 or more	5 or more		FY33		More than % share of revenue
								N/A		N/A						
								* Funding Gap		# External Funds						Anticipated next three SYP updates
								Higher of % or \$		Higher of % or \$						Adopt
					Very high	Gap> 80% or >100M		Non-NVTa> 80% or >100M								FY2026
					High	Gap= >60-80% or >50-100M		Non-NVTa= >60-80% or >10-100M								FY2028
					Medium	Gap= >40-60% or >10-50M		Non-NVTa= >40-60% or >1-10M								FY2030
					Low	Gap= >20-40% or >1-10M		Non-NVTa= >20-40% or >100K-1M								
					Very low	Gap= >0-20% or upto 1M		Non-NVTa= >0-20% or upto 100,000								
					None	No gap		No external funds								
Notes:																
A	Project proposed to add dedicated ROW for future Bus Rapid Transit services															
B	All or some phases of the project were considered fully funded with the previous NVTa allocation															



Northern Virginia Transportation Authority

3/7/2024

FY2024-29 Six Year Program Candidate Projects: Congestion Reduction Relative to Cost (CRRC)

Application ID	Jurisdiction	Project Title	Total Project Cost	NVTA Request	CRRC Rating	CRRC Rank
CFC-011	City of Falls Church	City of Falls Church Signal Prioritization Project	\$ 1,400,000	\$ 1,400,000	653.6	1
ALX-037	City of Alexandria	Smart & Connected Vehicle Infrastructure	\$ 5,050,000	\$ 5,000,000	277.6	2
PWC-042	Prince William County	Route 234 Operational Improvements	\$ 10,000,000	\$ 10,000,000	240.4	3
FFX-138	Fairfax County	Seven Corners Ring Road Improvements	\$ 132,690,417	\$ 122,229,417	114.2	4
MAN-003	City of Manassas	Roundabout at Route 28 and Sudley Rd	\$ 5,495,000	\$ 4,020,000	113.8	5
VRE-017	VRE	VRE Backlick Road Station Improvements	\$ 8,645,103	\$ 6,145,103	102.6	6
ALX-032	City of Alexandria	South Van Dorn Street Bridge Enhancements	\$ 15,070,000	\$ 10,000,000	33.0	7
ALX-033	City of Alexandria	Alexandria Metroway Enhancements	\$ 14,924,792	\$ 7,000,000	25.6	8
CMP-001	City of Manassas Park	Route 28-Centreville Road Corridor Improvements	\$ 40,000,000	\$ 40,000,000	24.8	9
CFX-019	City of Fairfax	Old Lee Highway Multimodal Improvements	\$ 30,400,000	\$ 5,400,000	24.6	10
ALX-029	City of Alexandria	Safety Improvements at High-Crash Intersections	\$ 20,500,000	\$ 3,000,000	24.1	11
PWC-040	Prince William County	Route 234 and Sudley Manor Drive Interchange	\$ 115,000,000	\$ 115,000,000	23.3	12
PWC-043	Prince William County	The Landing at Prince William Transit Center	\$ 25,000,000	\$ 25,000,000	17.9	13
LDN-034	Loudoun County	Route 15 at Braddock Road Roundabout	\$ 25,655,000	\$ 10,000,000	16.3	14
PWC-044	Prince William County	Triangle Mobility Hub and First/Last Mile Connection Improvements	\$ 10,000,000	\$ 10,000,000	15.8	15
ARL-022	Arlington County	Shirlington Bus Station Expansion	\$ 11,800,000	\$ 11,600,000	14.5	16
PWC-041	Prince William County	Route 234 Bicycle and Pedestrian Facility Over I-95	\$ 12,000,000	\$ 12,000,000	13.6	17
CFX-018	City of Fairfax	Northfax Network Improvements - Northfax East-West Road	\$ 18,332,754	\$ 18,332,754	13.5	18
LDN-029	Loudoun County	Old Ox Road Widening - Shaw Road to Oakgrove Road	\$ 49,350,000	\$ 30,000,000	11.2	19
FFX-136	Fairfax County	Braddock Road Multimodal Improvements Phase II (Humphries Drive to Southampton Drive)	\$ 95,286,334	\$ 90,000,000	8.3	20
FFX-134	Fairfax County	Frontier Drive Extension and Intersection Improvements	\$ 241,630,600	\$ 164,992,286	6.3	21
LDN-033	Loudoun County	Sycolin Road Widening - Loudoun Center Place to Crosstrail Boulevard	\$ 32,861,000	\$ 15,000,000	5.2	22
FFX-135	Fairfax County	Route 7 Multimodal Improvements (I-495 to I-66)	\$ 244,407,921	\$ 210,000,000	2.2	23
ARL-023	Arlington County	CC2DCA Multimodal Connection (formerly known as CC2DCA Intermodal Connector)	\$ 57,200,000	\$ 21,100,000	1.0	24



Northern Virginia Transportation Authority

FY2024-29 Six Year Program Candidate Projects: TransAction Rating

3/7/2024

Application ID	Jurisdiction	Project Title	Auto PHD Reduction (A1)	Transit PHD Reduction (A2)	Congestion Duration Reduction (B1)	Growth in PMT in Dedicated ROW (B2)	Growth in Total Access (C1)	Growth in Total EEA Access (C2)	Ped /Bike/ Transit Environment (D1)	Safety (E1)	Emissions Reduction (F1)	Surge Person Hours of Travel (G1)	TransAction Rating	TransAction Rank
		Weights	10%	10%	10%	10%	10%	10%	15%	10%	10%	5%	100%	
FFX-138	Fairfax County	Seven Corners Ring Road Improvements	100.00	100.00	36.82	0.00	100.00	79.63	54.18	47.62	100.00	41.58	66.61	1
ALX-032	City of Alexandria	South Van Dorn Street Bridge Enhancements	0.42	38.64	0.00	100.00	40.55	23.63	89.41	19.05	3.57	52.27	38.61	2
PWC-040	Prince William County	Route 234 and Sudley Manor Drive Interchange	19.63	0.00	23.85	0.00	89.97	100.00	15.64	38.10	48.86	60.51	37.41	3
CFX-018	City of Fairfax	Northfax Network Improvements - Northfax East-West Road	2.41	0.00	0.00	0.00	62.69	56.70	29.80	47.62	85.98	50.54	32.54	4
ALX-033	City of Alexandria	Alexandria Metroway Enhancements	0.12	25.22	0.00	46.36	39.14	13.18	100.00	23.81	4.53	42.53	32.36	5
FFX-135	Fairfax County	Route 7 Multimodal Improvements (I-495 to I-66)	0.95	34.11	0.00	32.03	83.73	19.61	41.82	57.14	2.68	44.68	31.53	6
FFX-134	Fairfax County	Frontier Drive Extension and Intersection Improvements	3.70	85.83	19.25	0.00	22.56	15.99	42.39	57.14	8.22	66.70	30.96	7
PWC-042	Prince William County	Route 234 Operational Improvements	13.02	4.78	100.00	0.00	59.72	37.39	0.00	4.76	41.97	60.51	29.19	8
CFC-011	City of Falls Church	City of Falls Church Signal Prioritization Project	0.11	83.11	0.00	33.89	46.08	22.69	18.57	4.76	8.33	60.39	25.70	9
ARL-023	Arlington County	CC2DCA Multimodal Connection (formerly known as CC2DCA Intermodal Connector)	0.25	0.00	0.00	41.16	31.77	7.28	83.46	19.05	0.00	50.46	24.99	10
ALX-029	City of Alexandria	Safety Improvements at High-Crash Intersections	3.64	0.00	15.06	0.00	13.81	6.73	42.46	100.00	9.76	59.58	24.25	11
VRE-017	VRE	VRE Backlick Road Station Improvements	0.38	50.28	0.00	51.41	63.93	21.61	0.00	9.52	13.99	56.09	23.92	12
MAN-003	City of Manassas	Roundabout at Route 28 and Sudley Rd	4.32	0.00	0.00	0.00	35.36	30.73	16.51	80.95	9.52	95.51	23.34	13
LDN-033	Loudoun County	Sycolin Road Widening - Loudoun Center Place to Crosstrail Boulevard	1.14	0.00	0.00	0.00	58.60	63.97	3.47	47.62	2.92	100.00	22.94	14
ALX-037	City of Alexandria	Smart & Connected Vehicle Infrastructure	2.49	85.56	21.34	0.00	43.05	14.49	0.00	23.81	4.18	44.10	21.70	15
LDN-029	Loudoun County	Old Ox Road Widening - Shaw Road to Oakgrove Road	3.29	0.00	2.51	0.00	57.62	53.05	19.86	14.29	14.69	59.24	20.49	16
PWC-043	Prince William County	The Landing at Prince William Transit Center	0.45	31.92	0.00	20.11	35.15	9.99	26.69	4.76	29.64	61.21	20.27	17
ARL-022	Arlington County	Shirlington Bus Station Expansion	0.14	10.81	0.00	37.34	43.87	17.77	25.30	4.76	1.19	63.12	18.54	18
FFX-136	Fairfax County	Braddock Road Multimodal Improvements Phase II (Humphries Drive to Southampton Drive)	5.65	0.00	23.43	0.00	1.38	0.00	14.88	71.43	14.94	50.76	16.45	19
LDN-034	Loudoun County	Route 15 at Braddock Road Roundabout	3.03	0.00	0.00	0.00	48.72	25.53	1.07	28.57	11.64	78.95	15.86	20
CMP-001	City of Manassas Park	Route 28-Centreville Road Corridor Improvements	7.56	0.00	48.54	0.00	0.30	0.00	9.08	33.33	31.49	42.08	15.59	21
PWC-044	Prince William County	Triangle Mobility Hub and First/Last Mile Connection Improvements	0.19	4.75	5.44	0.00	39.95	7.84	21.05	23.81	0.60	52.80	14.05	22
CFX-019	City of Fairfax	Old Lee Highway Multimodal Improvements	3.91	0.00	21.76	0.00	2.47	0.00	28.32	33.33	5.89	47.83	13.38	23
PWC-041	Prince William County	Route 234 Bicycle and Pedestrian Facility Over I-95	1.14	0.00	0.00	0.00	0.00	0.00	7.18	14.29	0.00	34.82	4.36	24

NORTHERN VIRGINIA TRANSPORTATION AUTHORITY

MEMORANDUM

FOR: Chair Phyllis J. Randall and Members
Northern Virginia Transportation Authority

FROM: Monica Backmon, Chief Executive Officer

DATE: March 7, 2024

SUBJECT: Approval of the FY2030 Congestion Mitigation Air Quality (CMAQ) Improvement and Regional Surface Transportation Program (RSTP) Funding Recommendations to the Commonwealth Transportation Board

1. **Purpose:** To seek Northern Virginia Transportation Authority (NVTa) approval of the FY2030 Congestion Mitigation Air Quality (CMAQ) Improvement Program and Regional Surface Transportation Program (RSTP) funding recommendations to the Commonwealth Transportation Board (CTB).
2. **Suggested Motion:** *I move the Authority approval of the FY2030 CMAQ and RSTP recommendation to the Commonwealth Transportation Board, as presented in the attachment.*
3. **Background:** The NVTa established a deadline of Friday, January 12, 2024, as the submission deadline for FY2030 CMAQ and RSTP applications. NVTa staff, in coordination with the jurisdictions and agencies who applied during this cycle of funding, developed the attached recommended list of projects and the proposed funding allocations.

A total of 41 CMAQ and RSTP applications were received for a total request of \$152,981,463.

The estimated funding available for distribution in FY2030 is \$90,000,000 (subject to change based on final Federal allocations):

CMAQ	\$24,000,000
<u>RSTP</u>	<u>\$66,000,000</u>
<u>Total:</u>	<u>\$90,000,000</u>

Virginia Department of Transportation (VDOT) provides the local match for both the CMAQ and the RSTP funds, provided that the projects utilize the funds within established

timelines. For the CMAQ program, the recipient has 24 months to obligate the funds and then 48 months to expend the funds. For the RSTP program, the recipient has 12 months to obligate the funds and then 36 months to expend the funds.

Per Authority recommendation, the FY2030 CMAQ and RSTP funding recommendations will be forwarded to the CTB for inclusion in the Six Year Improvement Program (SYIP). It is anticipated that the CTB will take action on the SYIP at their June 2024 meeting.

The FY2030 CMAQ/RSTP funding recommendations were reviewed and discussed by the Regional Jurisdiction and Agency Coordination Committee (RJACC) at its February 22, 2024, meeting.

Attachment(s): Proposed FY2030 CMAQ and RSTP Funding Recommendations

CMAQ/RSTP Allocations for Northern Virginia - FY2030

2/22/2024

FY 2030 CMAQ/RSTP Proposed Allocations			
Winter 2023 Strawman			
CMAQ			
FY 2030 ESTIMATE	\$ 24,000,000		
OFF-THE-TOP PROJECTS, REGIONAL	OVERALL RANKING	REQUESTED	PROPOSED
Clean Air Partners	1 of 4	\$ 301,463.00	\$ 301,463.00
Metropolitan Area Transportation Operations Coordination (MATOC) Program Operations	2 of 4	\$ 800,000.00	\$ 800,000.00
TOTAL OFF-THE-TOP		\$ 1,101,463.00	\$ 1,101,463.00
CMAQ BALANCE REMAINING FOR JURISDICTIONAL ALLOCATION			\$ 22,898,537.00
JURISDICTIONAL ALLOCATIONS	OVERALL RANKING	REQUESTED	PROPOSED
ALEXANDRIA, CITY OF		\$ 2,000,000.00	\$ 2,000,000.00
Mount Vernon Avenue North	3 of 5	\$ 1,000,000.00	\$ 1,000,000.00
Dash Charging Equipment	5 of 5	\$ 1,000,000.00	\$ 1,000,000.00
ARLINGTON COUNTY		\$ 8,000,000.00	\$ 3,443,537.00
South George Mason Drive Multimodal Improvements	1 of 4	\$ 1,000,000.00	\$ 1,000,000.00
Arlington County Commuter Services	2 of 4	\$ 6,000,000.00	\$ 1,895,000.00
Arlington Boulevard Trail: George Mason Dr to Glebe Rd	3 of 4	\$ 750,000.00	\$ 548,537.00
Capital Bikeshare	4 of 4	\$ 250,000.00	\$ -
DUMFRIES, TOWN OF		\$ -	\$ -
None submitted.	N/A	N/A	\$ -
FAIRFAX, CITY OF		\$ -	\$ -
None submitted.	N/A	N/A	\$ -
FAIRFAX COUNTY		\$ 20,720,000.00	\$ 5,720,000.00
Purchase of Electric Buses for Fairfax Connector	2 of 7	\$ 10,000,000.00	\$ 5,000,000.00
Sunrise Valley Drive Cycle Track	4 of 7	\$ 10,000,000.00	\$ -
Countywide Transit Stores	7 of 7	\$ 720,000.00	\$ 720,000.00
FALLS CHURCH, CITY OF		\$ -	\$ -
None submitted.	N/A	N/A	\$ -
HERNDON, TOWN OF		\$ 500,000.00	\$ 400,000.00
Townwide ADA Sidewalk and Trail Improvements	2 of 2	\$ 500,000.00	\$ 400,000.00
LEESBURG, TOWN OF		\$ -	\$ -
None submitted.	N/A	N/A	\$ -
LOUDOUN COUNTY		\$ 6,030,000.00	\$ 2,030,000.00
Route 15 and Braddock Road Roundabout	3 of 6	\$ 3,000,000.00	\$ 1,000,000.00
High Priority Sidewalk and Pedestrian Improvements (HPSPI)	5 of 6	\$ 3,000,000.00	\$ 1,000,000.00
Lowes Island Park and Ride	6 of 6	\$ 30,000.00	\$ 30,000.00
MANASSAS, CITY OF		\$ 500,000.00	\$ 500,000.00
Citywide Traffic Signal Optimization	1 of 2	\$ 500,000.00	\$ 500,000.00
MANASSAS PARK, CITY OF		\$ 300,000.00	\$ 255,000.00
Manassas Park Trails Construction	1 of 2	\$ 300,000.00	\$ 255,000.00
PRINCE WILLIAM COUNTY		\$ -	\$ -
None submitted.	N/A	N/A	\$ -
PURCELLVILLE, TOWN OF		\$ -	\$ -
None submitted.	N/A	N/A	\$ -
VIENNA, TOWN OF		\$ -	\$ -
None submitted.	N/A	N/A	\$ -
TOTAL JURISDICTIONAL		\$ 38,050,000.00	\$ 14,348,537.00

CMAQ/RSTP Allocations for Northern Virginia - FY2030

2/22/2024

AGENCY ALLOCATIONS	OVERALL RANKING	REQUESTED	PROPOSED
PRTC		\$ 6,100,000.00	\$ 3,100,000.00
PRTC Bus Replacement Program	1 of 3	\$ 5,500,000.00	\$ 2,500,000.00
PRTC Commuter Assistance Program	2 of 3	\$ 300,000.00	\$ 300,000.00
PRTC Bus Shelter Program	3 of 3	\$ 300,000.00	\$ 300,000.00
VDOT		\$ 2,450,000.00	\$ 2,450,000.00
VDOT Northern Region Signal Timing Optimization and Real-time Signal Op	3 of 4	\$ 2,000,000.00	\$ 2,000,000.00
Safety Service Patrol along Route 28 between I-66 and Route 7	4 of 4	\$ 450,000.00	\$ 450,000.00
VRE		\$ -	\$ -
None submitted.	N/A	N/A	-
WMATA		\$ 9,830,000.00	\$ 3,000,000.00
WMATA FY2029 - Bus Replacement	1 of 1	\$ 9,830,000.00	\$ 3,000,000.00
TOTAL AGENCY		\$ 18,380,000.00	\$ 8,550,000.00
TOTAL CMAQ		\$ 57,531,463.00	\$ 24,000,000.00
Comparison to available funding		\$ (33,531,463.00)	\$ -

FY 2030 CMAQ/RSTP Proposed Allocations			
Winter 2023 Strawman			
RSTP			
FY 2030 ESTIMATE	\$		66,000,000.00
OFF-THE-TOP PROJECTS, REGIONAL	OVERALL RANKING	REQUESTED	PROPOSED
TOTAL OFF-THE-TOP		\$ -	\$ -
RSTP BALANCE REMAINING FOR JURISDICTIONAL ALLOCATION			\$ 66,000,000.00
JURISDICTIONAL ALLOCATIONS	OVERALL RANKING	REQUESTED	PROPOSED
ALEXANDRIA, CITY OF		\$ 3,000,000.00	\$ 3,000,000.00
Safe Routes to School	1 of 5	\$ 1,500,000.00	\$ 1,500,000.00
Multimodal Access Study	2 of 5	\$ 500,000.00	\$ 500,000.00
DASH Technologies	4 of 5	\$ 1,000,000.00	\$ 1,000,000.00
ARLINGTON COUNTY		\$ -	\$ 3,905,000.00
Arlington County Commuter Services	2 of 4	See CMAQ	\$ 3,703,537.00
Arlington Boulevard Trail: George Mason Dr to Glebe Rd	3 of 4	See CMAQ	\$ 201,463.00
DUMFRIES, TOWN OF		\$ -	\$ -
None submitted.	N/A	N/A	-
FAIRFAX, CITY OF		\$ 1,000,000.00	\$ 867,682.00
Bridge (Roadway) Rehabilitation	1 of 1	\$ 1,000,000.00	\$ 867,682.00
FAIRFAX COUNTY		\$ 60,000,000.00	\$ 29,647,500.00
Frontier Drive Extension (Franconia-Springfield Metrorail Station to Loisdale Road)	1 of 7	\$ 20,000,000.00	\$ 20,000,000.00
Purchase of Electric Buses for Fairfax Connector	2 of 7	See CMAQ	\$ 5,000,000.00
Seven Corners Ring Road (Phase 1A/Segment 1A)	3 of 7	\$ 20,000,000.00	\$ 4,647,500.00
Braddock Road Multimodal Phase II	5 of 7	\$ 10,000,000.00	\$ -
Town Center Parkway Extension	6 of 7	\$ 10,000,000.00	\$ -
FALLS CHURCH, CITY OF		\$ 650,000.00	\$ 477,500.00
Pedestrian, Bicycle, Bridge, and Traffic Calming Improvements	1 of 1	\$ 650,000.00	\$ 477,500.00
HERNDON, TOWN OF		\$ 1,500,000.00	\$ 450,000.00
Sterling Road Multi-Modal Improvements	1 of 2	\$ 1,500,000.00	\$ 450,000.00
LEESBURG, TOWN OF		\$ 2,000,000.00	\$ 1,732,318.00
Route 15 Bypass Interchange at Edwards Ferry Road and Fort Evans Road	1 of 1	\$ 2,000,000.00	\$ 1,732,318.00
LOUDOUN COUNTY		\$ 9,000,000.00	\$ 11,000,000.00
Route 50 Collector Road	1 of 6	\$ 3,000,000.00	\$ 3,000,000.00
Route 606 Old Ox Road	2 of 6	\$ 3,000,000.00	\$ 3,000,000.00
Route 15 and Braddock Road Roundabout	3 of 6	See CMAQ	\$ 2,000,000.00

CMAQ/RSTP Allocations for Northern Virginia - FY2030

2/22/2024

Route 7 Improvements (Route 9 to the Dulles Greenway)	4 of 6	\$	3,000,000.00	\$	2,000,000.00
High Priority Sidewalk and Pedestrian Improvements (HPSPI)	5 of 6		See CMAQ	\$	1,000,000.00
MANASSAS, CITY OF		\$	1,000,000.00	\$	935,000.00
Sudley Road Bike Facilities	2 of 2	\$	1,000,000.00	\$	935,000.00
MANASSAS PARK, CITY OF		\$	300,000.00	\$	300,000.00
Euclid Avenue Northern Extension	2 of 2	\$	300,000.00	\$	300,000.00
PRINCE WILLIAM COUNTY		\$	17,000,000.00	\$	13,685,000.00
Sudley Manor Drive / Route 234 interchange	1 of 2	\$	12,000,000.00	\$	10,685,000.00
Route 15 Improvements with Railroad Overpass	2 of 2	\$	5,000,000.00	\$	3,000,000.00
PURCELLVILLE, TOWN OF		\$	-	\$	-
None submitted.	N/A		N/A	\$	-
VIENNA, TOWN OF		\$	-	\$	-
None submitted.	N/A		N/A	\$	-
TOTAL JURISDICTIONAL		\$	95,450,000.00	\$	66,000,000.00
TOTAL RSTP		\$	95,450,000.00	\$	66,000,000.00
Comparison to available funding		\$	(29,450,000.00)	\$	-

NORTHERN VIRGINIA TRANSPORTATION AUTHORITY

M E M O R A N D U M

FOR: Chair Phyllis J. Randall and Members
Northern Virginia Transportation Authority

FROM: Monica Backmon, Chief Executive Officer

DATE: March 7, 2023

SUBJECT: Approval of Prince William County's Van Buren Road North Extension: Route 234 to Cardinal Drive Standard Project Agreement (SPA) 2022-319-1

1. **Purpose:** To seek Northern Virginia Transportation Authority (NVTa) approval of Prince William County's Van Buren Road North Extension: Route 234 to Cardinal Drive Standard Project Agreement (SPA) 2022-319-1.
2. **Suggested motion:** *I move Authority approval of the proposed Standard Project Agreement 2022-319-1, Prince William County (Van Buren Road North Extension: Route 234 to Cardinal Drive), in accordance with NVTa's approved Project Description Sheet as appended to the Standard Project Agreement; and authorize the Chief Executive Officer sign on behalf of the Authority.*
3. **Background:** This project was adopted as part of the FY2022-2027 Six Year Program and received FY2024 forward appropriation approval on March 9, 2023, for an amount of \$8,000,000. The linked SPA presented by Prince William County is consistent with the project previously submitted by Prince William County and approved by the Authority.

The linked SPA has been reviewed by the Council of Counsels, who noted no legal issues.

Attachment Link: [SPA for NVTa Project Number 2022-319-1](#)

Coordination: Council of Counsels

NORTHERN VIRGINIA TRANSPORTATION AUTHORITY

MEMORANDUM

FOR: Chair Phyllis J. Randall and Members
Northern Virginia Transportation Authority

FROM: Monica Backmon, Chief Executive Officer

DATE: March 7, 2024

SUBJECT: Approval of Letter of Endorsement for Town of Herndon's Safe Streets and Roads For All (SS4A) Program Grant Application

1. **Purpose:** To seek Northern Virginia Transportation Authority (NVTa) endorsement of the Town of Herndon's Safe Streets and Roads For All (SS4A) program grant application.
2. **Suggested Motion:** *I move Authority approval of the letter of endorsement for the Town of Herndon's Safe Streets and Roads For All (SS4A) program grant application.*
3. **Background:** As is customary among NVTa partnerships, requests for the Authority's endorsement are received from jurisdictions and regional agencies embraced by the Authority. To help fund their transportation projects, jurisdictions and regional agencies pursue sources of funding through federal, state, and regional programs and grants. Per the Code of Virginia, NVTa serves as an advocate for the transportation needs of Northern Virginia before the state and federal government. NVTa has received a request for endorsement from the Town of Herndon on their application under the U.S. Department of Transportation's Safe Streets and Roads For All (SS4A) discretionary grant program.
 - A. **Safe Streets and Roads For All (SS4A) grant program:**
The Bipartisan Infrastructure Law (BIL) established the SS4A Grant Program with \$5 billion in appropriated funds over five (5) years (2022 to 2026). The program supports the development of a comprehensive safety action plan (Action Plan) that identifies the most significant roadway safety concerns in a community and the implementation of projects and strategies to address roadway safety issues. The application deadline is 5 p.m. ET on Thursday, April 4, 2024. As of the last update on the program's web page (<https://www.transportation.gov/grants/SS4A>), over \$3 billion is still available for future funding rounds.
 - B. **SS4A Program Criteria:**
Under this program, there are three broad categories of funding opportunities –
 - i. Comprehensive Safety Action Plans
 - ii. Planning And Demonstration Activities
 - iii. Implementation Grants
 Town of Herndon's application is for the first item above. In this grant program, comprehensive safety action plans (referred to as Action Plans) are the basic building block to significantly improve roadway safety. Action Plans are comprehensive safety

plans aimed at reducing and eliminating serious-injury and fatal crashes affecting all roadway users. The SS4A grant program is guided by the Safe System Approach, which involves a paradigm shift to improve safety culture, increase collaboration across all safety stakeholders, and refocus transportation system design and operation on anticipating human mistakes and lessening impact forces to reduce crash severity and save lives.

4. Project Scope Under Town of Herndon's SS4A Application:

Utilizing the SS4A Grant funding, the Town of Herndon will develop a Safety Action Plan. As the Town of Herndon is located at the crossroads of several major regional corridors, adjacent to the newly opened Metro Silver Line, and adjacent to the Dulles International Airport, a significant volume of local and regional traffic travels to, from, and through the town daily. This leads to an increasing need to manage and reduce conflicts between the diverse range of modal travel. The town's public right of way is also limited as there are few opportunities to provide more space for any one travel mode, nor enough space to safely separate people and vehicles traveling at different speeds.

The Town of Herndon's Safety Action Plan will establish roadway safety goals, analyze crash histories and other safety indicators, engage with diverse stakeholders, and define a comprehensive set of strategies and priority projects to improve safety for all people traveling on the town's roadway network. It will also establish a leadership structure and process to implement the plan over time.

Attachments:

- A. Town of Herndon's Request for Endorsement Letter**
- B. Draft Letter of Endorsement for Town of Herndon's SS4A Application**



Public Works
T (703) 435-6853
publicworks@herndon-va.gov

Monica Backmon, Executive Director
Northern Virginia Transportation Authority (NVTA)
3040 Williams Drive
Fairfax, VA 22031

March 1, 2024

RE: Request for NVTA Endorsement of the Town of Herndon's 2024 Safe Streets for All Grant Application to develop a Safety Action Plan

Dear Ms. Backmon,

I am writing to request NVTA's endorsement of the Town of Herndon's application to the Safe Streets for All (SS4A) Program for a grant to develop a townwide Safety Action Plan. The SS4A Program was established in the Bipartisan Infrastructure Law to help local and regional communities develop and implement plans to prevent roadway fatalities and serious injuries.

Herndon is in western Fairfax County, bordering the Dulles Toll Road and Fairfax County Parkway (State Route 286). Our western border is less than 1.5 miles from Rt. 28 and 15 minutes from Dulles Airport via the new Herndon Silver Line Metro Station. The town is on the cusp of significant economic growth and increased housing density through transit-oriented development. Herndon's roadways serve the region; thus, they are heavily traveled by regional traffic passing through the town to reach destinations outside Herndon. As Herndon sees higher-density redevelopment along its corridors and densification in eastern Loudoun, Reston, and Tysons, traffic within the town will increase and impact all users of its roadways.

This grant application aims to develop a Safety Action Plan for the Town of Herndon. This Safety Action Plan will aid staff in improving safety for pedestrians, bicyclists, and motorists on the Town's transportation network. The document supports communication with stakeholders, justifies and prioritizes safety investment decisions, and enables access to additional Federal funding under the SS4A program. Future activities that are supported by the development of a Safety Action Plan may consist of supplemental planning (e.g., road safety audits, topical safety sub-plans, equity assessments, Safety Action Plan progress reporting), demonstration activities (e.g., quick-build feasibility studies, pilot programs, innovative technology solutions), and implementation (e.g., planning, design, and development activities for projects and strategies identified in the Action Plan).

Thank you very much for your time and consideration of this request. If you have any questions about this request, please contact Mike Shindledecker at 703-435-6853, Mike.shindledecker@herndon-va.gov

Sincerely,

A handwritten signature in blue ink, appearing to read "Scott Robinson", is written over a horizontal line.

Scott Robinson, PE
Director of Public Works

Cc: William H. Ashton II, Town Manager



Northern Virginia Transportation Authority
The Authority for Transportation in Northern Virginia

March 14, 2024

The Honorable Pete Buttigieg
Secretary of Transportation
U.S. Department of Transportation
1200 New Jersey Avenue, SE
Washington, DC 20590

Re: Town of Herndon's FY2024 Safe Streets and Roads for All Grant Application

Dear Secretary Buttigieg,

On behalf of the Northern Virginia Transportation Authority (NVTA), I am pleased to express our full support for the Town of Herndon's FY2024 Safe Streets and Roads for All (SS4A) grant program application. NVTA fully supports advancing efforts to improve safety, as it is identified as one of three Core Values (Safety, Equity, Sustainability).

The town's effort to prepare a Safety Action Plan will complement ongoing efforts across our region, including SS4A plans in Fairfax County, Loudoun County, the City of Fairfax, and the City of Falls Church. Given the Town of Herndon's location at the intersection of three regional highways, along the newly opened Metro Silver Line, and adjacent to the Dulles International Airport, strategic consideration to multimodal safety is a priority for both the town and NVTA. The need for a comprehensive Safety Action Plan is further justified by the town's historic and constrained environment, which continually needs to adapt to a modern multimodal transportation system.

The town is on the cusp of significant economic growth and increased housing density through transit-oriented development. As Herndon sees higher-density redevelopment along its corridors and densification in eastern Loudoun, Reston, and Tysons, traffic within the town will increase and impact all users of its roadways. Federal funding through the SS4A grant program will significantly aid the Town of Herndon's ability to develop a Safety Action Plan. This will in turn help to meet NVTA's goals of improving mobility, accessibility, and resiliency through the Core Value of Safety for Northern Virginia.

Again, I would like to express NVTA's support for the Town of Herndon's efforts to apply for SS4A grant funding to develop a Safety Action Plan. Thank you for your consideration.

Best regards,

Phyllis J. Randall, Chair
Northern Virginia Transportation Authority

Cc: Scott Robinson, Director of Public Works, Town of Herndon
William H. Ashton II, Town Manager, Town of Herndon
Monica Backmon, Chief Executive Officer, NVTA

NORTHERN VIRGINIA TRANSPORTATION AUTHORITY
MEMORANDUM

FOR: Chair Phyllis J. Randall and Members
Northern Virginia Transportation Authority

FROM: Tracy Baynard, Sr. Vice President, McGuire Woods Consulting, LLC

DATE: March 6, 2024

SUBJECT: Governance and Personnel Committee Report- 2024 General Assembly Session Update

1. **Purpose:** To inform the Northern Virginia Transportation Authority (NVTa) on the 2024 General Assembly Session.
2. **Discussion:** The date of this memo, March 6th, will conclude the 57th day of the sixty-day session. With the final days of session ahead, the House of Delegates and the State Senate have many significant policy and funding issues to resolve. For NVTa and other transit stakeholders in the region, a top issue remains for the General Assembly to address is providing state funding for the Washington Metropolitan Area Transit Authority (Metro).
 - A. **Legislation Specifically Impacting the Authority:**
 - I. Senator Boysko succeeded in securing the technical amendment to the Virginia Code in regard to the Technical Advisory Committee (TAC) appointments. [SB 158](#) passed the Senate and House unanimously including subcommittee and committee levels. If signed by the governor, the bill will clarify in the Virginia Code that the Authority appoints members of the TAC.
 - II. Delegates Paul Krizek (D-Alexandria) and Mark Sickles (D-Fairfax) combined their bills into [HB 120](#) which mandates that the Speaker of the House must appoint members of the House of Delegates to serve on the Authority. The bill is on its way to the governor.
 - B. **State Stop Gap Funding for Metro:**
 - I. The House and Senate budget versions are now in the hands of twelve budget conferees to work on consensus. The House conferees are Delegates Luke Torian (D-Prince William), Mark Sickles (D-Fairfax), David Bulova (D-Fairfax City); Betsy Carr (D-Richmond), Terry Austin (R-Botetourt) and Robert Bloxom (R-Accomack). Senate conferees are Senators Louise Lucas (D-Portsmouth); Creigh Deeds (D-Bath), Mamie Locke (D-Hampton), Jennifer Boysko (D-Fairfax), Ryan McDougale (R-Hanover) and Todd Pillion (R-Washington County).
 - II. The House [budget](#) amendment contains a total of \$149.5 million over the biennium, a two-year suspension of the 3% subsidy increase cap and asks Metro to complete a comparison of its costs against specific transit systems.
 - III. The Senate [budget](#) amendment is similar to the governor's introduced budget. It contains no state funding; permits funding over the 3% subsidy cap if Metro meets outlined specific planning and correction action plan initiatives. These include

measures to reduce total and overhead costs using specific transit systems as benchmarks; size employee headcount relative to ridership and vehicle-revenue miles and provide a detailed timeline to automate the Metrorail system. Senator Louise Lucas announced on Twitter that she is now comfortable with putting funding for Metro in the budget with assurances on reforms. The exact language of the reforms/accountability measures will be contained in the conference budget document. The hard work of Delegate Torian, Delegate Sickles and Senator Boysko was key in moving the initiative forward.

- IV. Conversations about Metro have been ongoing throughout the session. The region's stakeholders at all levels have advocated on behalf of Metro connecting its stability to Northern Virginia's economic success and educating new members about the system. These conversations have noted that this is only a stop gap measure and additional work at every level is needed to insure a stable future for Metro.
- V. The General Assembly has adopted a resolution creating a two-year study of operating and capital funding needs and potential operation reforms for Metro, Virginia Railway Express (VRE) and Northern Virginia transit systems. Language for such a study was submitted by Senator Adam Ebbin (D-Alexandria) in the form of [SJ 28](#) and budget language from Delegate Vivian Watts (D-Annandale). The Senate budget [amendment](#) includes \$500,000 in FY2025 to secure consultant services to help with the Metro related activities, with reports due November 2024 and November 2025. The scope of the study is outlined on lines 65-86. The study has broad support from localities, business community and other transit stakeholders. SJ 28 assigns a seat for the Authority on the technical working group.
- C. **Virginia Sports and Entertainment Authority and Financing Fund:** The Senate did not take up either of the bills to create a Sports and Entertainment Authority or create a financing fund. It is not completely clear when a substantive discussion of the initiative will take place. The Authority is focused on ensuring any legislation to recapture state sales and use tax revenue from economic activity in the district excludes the regional 0.7% sales and use tax that flows to the Authority for local and regional transportation needs.
- D. **Traffic Safety Initiatives:** Continuing concern over traffic accidents, injuries and deaths on local roadways prompted thirteen bills and resolutions introduced to stop the growing conflicts between vehicles and pedestrians/bicyclists. The thirteen bills fell into three categories:
- Return local authority to reduce speed limits on local roads owned by Virginia Department of Transportation (VDOT) below 25 mph.
 - Expand use of photo speed monitoring cameras beyond the current school zone and work zone permissions.
 - Efforts to reduce conflicts between cyclists and vehicles at intersections.
- This session has seen two bills succeed:
- [HB 1071 \(Carr\)](#) has passed the House and Senate. It permits localities to reduce the speed limit to less than 25 miles per hour, but not less than 15 miles per hour, on highways within its boundaries located in a business district or residence district including VDOT roadways. The locality is required to notify

the Commissioner of Highways of a change in speed limit. VDOT did not oppose the initiative this year.

- [SB 336 \(Roem\)](#) has passed the Senate and House and is on its way for governor action. It expands use of photo speed monitoring cameras to “high-risk intersections.” As defined in the bill the monitored road segment is no more than 1000 feet from a school border and there has been a fatal accident since 2014. Revenue from fines are deposited into the Virginia Highway Safety Improvement Program.

The overwhelming bills that failed were in the photo speed monitoring camera and cyclist protection areas. This included a bill that would have provided localities the ability to hire retired police officers to help review the videos from the cameras. There seems to be consensus that VDOT will once again convene a stakeholder group including state police, Department of Motor Vehicles (regarding education initiatives), localities and other stakeholders to try to come up with a strategic set of initiatives to reverse the universally acknowledged troubling increase in serious injury and fatalities for pedestrian and cyclists across Virginia. The goal is to bring forth legislation for the 2025 General Assembly session.

NORTHERN VIRGINIA TRANSPORTATION AUTHORITY

MEMORANDUM

FOR: Chair Phyllis J. Randall and Members
Northern Virginia Transportation Authority

FROM: Mayor Jeanette Rishell, Finance Committee Chair

DATE: March 7, 2024

SUBJECT: Finance Committee Report

1. **Purpose:** To inform the Northern Virginia Transportation Authority (NVTa) on recent activities of the NVTa Finance Committee (Committee).
2. **Background:** The last Committee meeting was held on February 8, 2024. The next Committee meeting is scheduled for April 11, 2024. Notably, the Finance Committee meeting scheduled for March 14, 2024, has been canceled due to the absence of action items on the agenda.
3. **Discussion/Information Items:**
 - A. **FY2025 Budget Guidance:** The Committee discussed proposals for the FY2025 budgets. Guidance was focused on the development of NVTa's Operating Budget for FY2025.
 - I. **Local Distribution Fund Budget:** There are no proposed changes to this budget. Budget numbers will be presented based on current revenue estimates, pending updates from VDOT on the Interstate Operations and Enhancement Program fund balance levels.
 - II. **Regional Revenue Fund Budget:** There are no proposed changes to this budget. Budget numbers will be presented based on current revenue estimates and appropriations requested from jurisdictions and agencies, as well as pending updates from VDOT on the Interstate Operations and Enhancement Program fund balance levels.
 - III. **Operating Fund Budget:** The Committee provided Operating Fund Budget guidance, categorized into two segments – Base Budget Escalations and New Initiatives.
 - a. Base Budget Escalations – The proposal encompasses a 7% increase in salary compensation to align with prior member jurisdiction actions (catch up). Additionally, the based budget includes categories such as Benefits, Professional Outreach, Office Lease, and Professional Development/Training.
 - b. New initiatives are proposed to include:
 - Establishing an NVTa federal/state grant recipient program for revenue diversification.
 - Establishing a transportation technology pilot deployment plan.

- Enhanced analysis, tracking and reporting of NVTA-funded projects and their transportation system impacts.
 - Establishing a list of pre-qualified on-call consultants and academic institutions through a formal procurement process.
 - Establish independent/objective research programs, supporting the development of regional transportation policies and prioritization of future Authority investments in transportation.
 - New initiative requests include three new positions, two in the planning function: Grant/Programmatic Monitoring Manager and a Regional Transportation Planner. One position in the finance function (Business and Fiscal Analyst) to support the new planning initiatives as well as the increased number of Authority adopted projects and related transactions.
- B. Monthly Investment Portfolio Report:** The Committee received and reviewed the Monthly Investment Report as provided in the packet.
- C. Monthly Revenue Report:** The Committee received and reviewed the Monthly Revenue Report as provided in the packet.
- D. Monthly Operating Budget Report:** The Committee received and reviewed the Monthly Operating Budget Report as provided in the packet.

Attachments:

- A.** Investment Portfolio Report
- B.** Monthly Revenue Report
- C.** Monthly Operating Budget Report

NORTHERN VIRGINIA TRANSPORTATION AUTHORITY

MEMORANDUM

FOR: Chair Phyllis J. Randall and Members
Northern Virginia Transportation Authority

FROM: Dev Priya Sen, Investment & Debt Manager

DATE: March 7, 2024

SUBJECT: Investment Portfolio Report

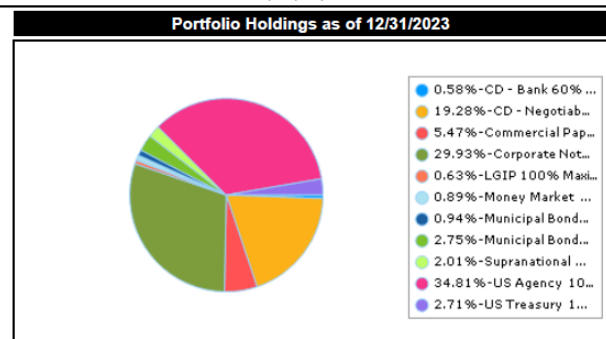
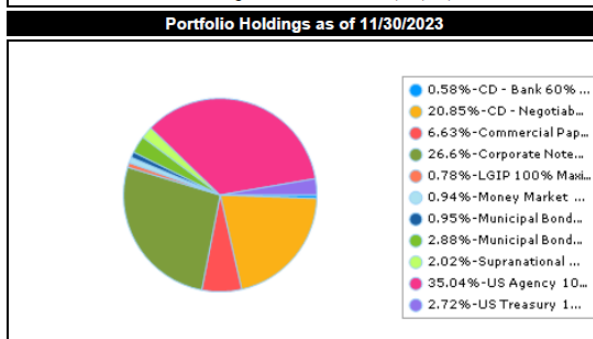
1. **Purpose:** To provide the Northern Virginia Transportation Authority (NVTa) with required reports on investment activities and portfolio performance through December 31, 2023. These reports were presented at the February 2024 Finance Committee meeting.
2. **Background:** This report is on investment activity through December 2023 and affirms the portfolio's investments were acquired based on safety, liquidity, and then yield. This report summarizes the portfolio structure and adherence to the NVTa Investment Policy.
3. **Current Period Reports:**
 - A. The safety of the portfolio is reflected in the actual composition of the portfolio as shown below.



Northern Virginia Transportation Authority Distribution by Asset Category - Book Value Report Group: Regional Revenue

Begin Date: 11/30/2023, End Date: 12/31/2023

Asset Category Allocation			
Asset Category	Book Value 11/30/2023	% of Portfolio 11/30/2023	Book Value 12/31/2023
CD - Bank 60% Maximum	10,107,629.95	0.58	10,107,629.95
CD - Negotiable 25% Maximum	360,559,045.06	20.85	335,551,981.67
Commercial Paper 35% / 5% Maximum	114,612,418.03	6.63	95,102,361.10
Corporate Notes 50% Maximum	459,819,030.72	26.60	520,768,796.13
LGIP 100% Maximum	13,495,477.83	0.78	10,922,087.89
Money Market 60% Maximum	16,309,889.62	0.94	15,528,860.62
Municipal Bonds - US 30% Maximum	16,398,123.59	0.95	16,385,536.00
Municipal Bonds - Virginia 30% Maximum	49,736,427.53	2.88	47,802,520.64
Supranational 50% Maximum	35,000,000.00	2.02	35,000,000.00
US Agency 100% Maximum	605,776,456.88	35.04	605,785,555.82
US Treasury 100% Maximum	47,089,533.63	2.72	47,127,316.61
Total / Average	1,728,904,032.84	100.00	1,740,082,646.43



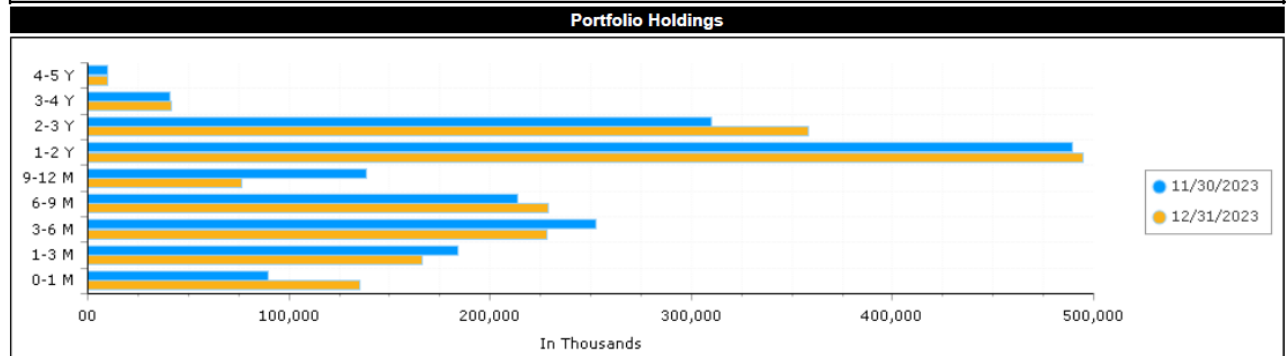
- B. The liquidity of the portfolio is reflected in the portfolio's duration as 1.18(1.0 = 1 year) and the maturity schedule is shown below.



**Northern Virginia Transportation Authority
Distribution by Maturity Range - Book Value
Report Group: Regional Revenue**

Begin Date: 11/30/2023, End Date: 12/31/2023

Maturity Range Allocation				
Maturity Range	Book Value 11/30/2023	% of Portfolio 11/30/2023	Book Value 12/31/2023	% of Portfolio 12/31/2023
0-1 Month	89,712,487.97	5.19	135,014,615.16	7.76
1-3 Months	184,149,826.63	10.65	166,438,236.52	9.56
3-6 Months	252,371,697.88	14.60	228,475,732.07	13.13
6-9 Months	213,582,591.69	12.35	228,755,600.40	13.15
9-12 Months	138,439,291.01	8.01	76,727,258.98	4.41
1-2 Years	489,632,204.56	28.32	494,741,350.70	28.43
2-3 Years	310,353,784.70	17.95	358,508,623.29	20.60
3-4 Years	40,852,520.27	2.36	41,608,244.22	2.39
4-5 Years	9,809,628.13	0.57	9,812,985.09	0.56
Total / Average	1,728,904,032.84	100.00	1,740,082,646.43	100.00



- C. The yield on the portfolio at the end of December 2023 was 3.91%. The policy required benchmarks are shown below for yield performance comparison.

NVTA Investment Benchmarks	Dec-23 Month End
LGIP Extended Maturity Pool	4.30%
ICE BofA 1-3 Year (18-Month Avg)	4.47%
NVTA Performance	3.91%

Source: Bloomberg/NVTA Statements

4. Portfolio Analysis & Statistics Overview:

A. Safety: The portfolio is invested primarily in:

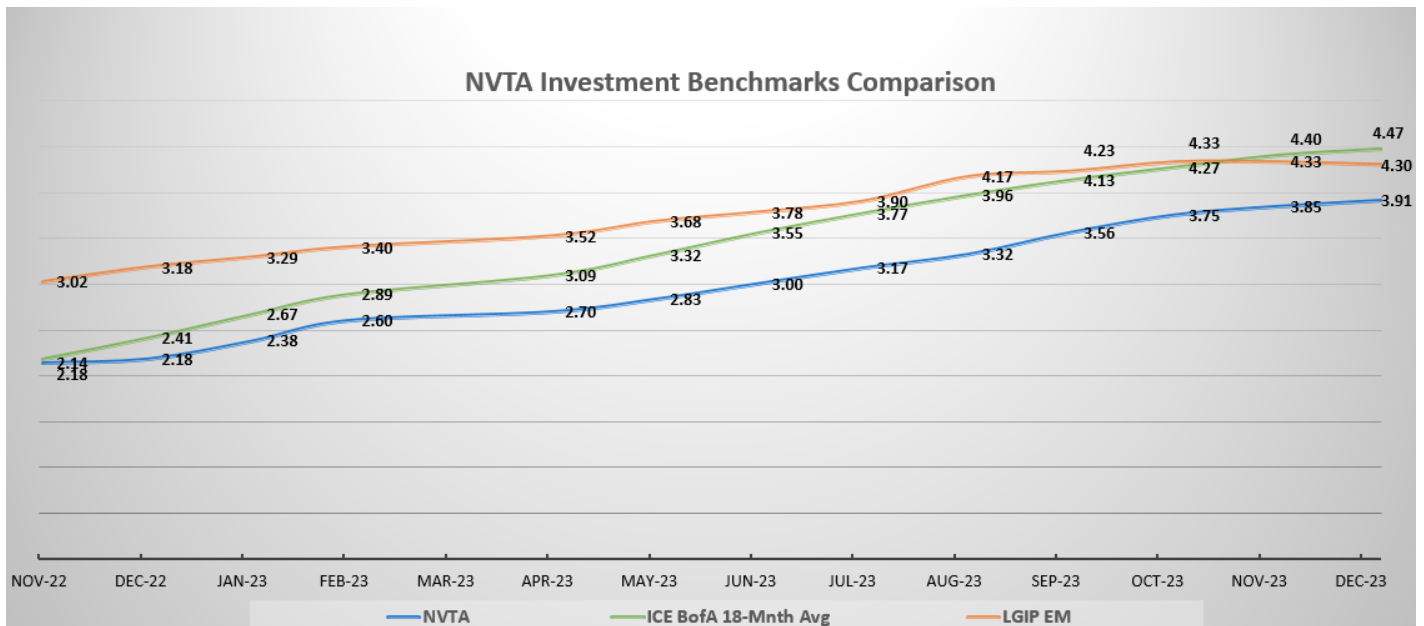
- Local Government Investment Pools (0.78% to 0.63%)
- Collateralized bank money market accounts (1.52% to 1.47%)
- Commercial Paper (6.63% to 5.47%)
- Negotiable CD's (20.85% to 19.28%)
- AAA/AA rated investment grade corporate bonds (26.60% to 29.93%)

- Supranational Securities (2.02% to 2.01%)
- Treasuries and Agencies (37.76% to 37.52%)
- VA & US Municipals (3.91% to 3.69%)

B. Liquidity: The NVTa Portfolio duration is 1.18 in December 2023 (1.0 = 1 year). On December 13, 2023, the Fed hinted at concluding its rate-hiking cycle. The updated "dot plot" revealed three anticipated 25 basis point rate cuts by end of 2024, surpassing previous projections, causing notable drops in yields. The Fed chair reiterated that future decisions would be made on a meeting-by-meeting basis. The next Fed meeting will be held on January 30-31, 2024.

C. Yield: Staff are laddering the monthly maturities in an upper range of \$80-\$100 million in securities, plus up to \$20 million per month in positive cash flow under the following strategies:

- Reinvesting maturities and monthly revenue into a two-, three- or greater-year maturity profile, aiming to secure a longer duration at higher rates before the Fed initiates interest rate reductions.
- In December, investment-grade corporates performed well with tighter spreads amid market optimism. NVTa's strategy is to invest in non-callable corporates, maximizing yield and safety, while adhering to our investment policy.
- Diligently monitoring market trends, economic indicators, and central bank policies, adopting a proactive approach for well-informed decision-making. This strategic foresight enables us to position the portfolio strategically, ready to capitalize on potential market fluctuations and emerging opportunities.
- Monitoring Fed actions related to persistent above-trend GDP growth, prompting ongoing scrutiny for potential future inflationary pressures, necessitating further interest rate adjustments (reductions).



- 5. Custodian Certification:** Truist Bank is the custodian of all NVTA’s investment purchases and is where all NVTA’s non-deposit investments are held. Deposit type investments are protected through the Commonwealth of Virginia collateralization program or FDIC Insurance.
- 6. Policy Required Reports:** The attached Compliance - GASB 40 Report addresses specific Investment Policy requirements regarding the purchase and holding of securities. This report is fundamental for the Authority’s Annual Financial Statements and annual audit. The attached report documents:
- **Compliance – Investment Policy, Summary:** The report shows the percentage of the portfolio by each type of investment.
 - **Investment Portfolio – By Maturity Range:** The report shows the yield to maturity and percentage of the portfolio which each type of investment represents.
 - **Portfolio Holdings by Custodian:** This report shows each depository, investment firm, or custodian holding NVTA securities or cash.

Attachment: Compliance - GASB 40 Report



Northern Virginia Transportation Authority
The Authority for Transportation in Northern Virginia

Portfolio Holdings Compliance - GASB 40 Report - As of 12/31/2023

Description	CUSIP/Ticker	Face Amount/Shares	Book Value	Market Value	Credit Rating 1	Credit Rating 2	% of Portfolio	Days To Maturity	Days To Call/Maturity	Maturity Date	Next Call Date	YTM @ Cost	Duration To Maturity
CD - Bank 60% Maximum													
John Marshall Bank 5.01 1/15/2024	JMBCD01152024	10,107,629.95	10,107,629.95	10,107,629.95	None	None	0.58	15	15	1/15/2024		5.010	0.04
Sub Total / Average CD - Bank 60% Maximum		10,107,629.95	10,107,629.95	10,107,629.95			0.58	15	15			5.010	0.04
CD - Negotiable 25% Maximum													
Bayerische Landesbank 3.88 6/27/2024	0727MCXE2	20,000,000.00	20,007,612.64	19,881,000.00	Fitch-F1	Moody's-P1	1.14	179	179	6/27/2024		3.816	0.48
Bayerische Landesbank 3.88 7/26/2024	0727MCXA0	30,000,000.00	30,013,222.91	29,785,800.00	Fitch-F1	Moody's-P1	1.71	208	208	7/26/2024		3.799	0.56
Bayerische Landesbank 5.7 4/23/2025	0727MCY27	30,000,000.00	30,022,149.18	30,159,300.00	Fitch-F1	Moody's-P1	1.71	479	479	4/23/2025		5.639	1.33
Canadian Imperial Bank NY 5.91 5/23/2024	13606KYM2	25,000,000.00	25,000,000.00	25,031,750.00	S&P-A1	Moody's-P1	1.43	144	144	5/23/2024		5.910	0.40
Credit Agricole 5.62 8/22/2025	22536C3A6	25,000,000.00	25,000,000.00	25,112,000.00	S&P-A1	Moody's-P1	1.43	600	600	8/22/2025		5.620	1.67
Credit Suisse 0.75 1/10/2024	22552GAT4	15,000,000.00	15,000,203.36	14,977,950.00	S&P-A1	Moody's-P1	0.86	10	10	1/10/2024		0.700	0.03
HSBC Bank 5.58 4/19/2024	40435RQV6	25,000,000.00	25,000,000.00	24,993,500.00	S&P-A1	Moody's-P1	1.43	110	110	4/19/2024		5.580	0.30
Natixis 5.83 9/8/2025	63873QN83	20,000,000.00	20,000,000.00	20,173,400.00	S&P-A1	Moody's-P1	1.14	617	617	9/8/2025		5.830	1.71
Rabobank 3.57 8/2/2024	21684XYT7	18,500,000.00	18,500,000.00	18,309,635.00	S&P-A1	Moody's-P1	1.06	215	215	8/2/2024		3.570	0.59
Standard Chartered Bank 5.8 1/16/2024	85325VGH7	30,000,000.00	30,000,000.00	30,005,100.00	S&P-A1	Moody's-P1	1.71	16	16	1/16/2024		5.800	0.04
Standard Chartered Bank 5.82 2/24/2025	85325VHE3	25,000,000.00	25,000,000.00	25,039,250.00	S&P-A1	Moody's-P1	1.43	421	421	2/24/2025		5.820	1.17
Standard Chartered Bank 6.01 7/22/2024	85325VGM6	20,000,000.00	20,000,000.00	20,050,200.00	S&P-A1	Moody's-P1	1.14	204	204	7/22/2024		6.010	0.57
Swedbank 0.95 10/22/2024	87019V4A2	22,000,000.00	22,008,793.58	21,215,700.00	S&P-A1	Moody's-P1	1.26	296	296	10/22/2024		0.899	0.82
Swedbank 5.88 7/19/2024	87019WNP6	30,000,000.00	30,000,000.00	30,071,700.00	S&P-A1	Moody's-P1	1.71	201	201	7/19/2024		5.880	0.56
Sub Total / Average CD - Negotiable 25% Maximum		335,500,000.00	335,551,981.67	334,806,285.00			19.16	267	267			4.817	0.74
Commercial Paper 35% / 5% Maximum													
Barclays Capital 0 1/12/2024	06744G4W9	25,000,000.00	24,955,833.34	24,962,750.00	S&P-A1	Moody's-P1	1.43	12	12	1/12/2024		5.517	0.03
Lloyds Bank 0 2/16/2024	53948ABG5	26,000,000.00	25,820,094.45	25,824,760.00	S&P-A1	Moody's-P1	1.49	47	47	2/16/2024		5.519	0.13
Lloyds Bank 0 5/3/2024	53948AE31	15,000,000.00	14,707,050.00	14,731,650.00	S&P-A1	Moody's-P1	0.86	124	124	5/3/2024		5.918	0.34
MUFG Bank 0 3/22/2024	62479LCN3	30,000,000.00	29,619,383.31	29,642,700.00	S&P-A1	Moody's-P1	1.71	82	82	3/22/2024		5.812	0.22
Sub Total / Average Commercial Paper 35% / 5% Maximum		96,000,000.00	95,102,361.10	95,161,860.00			5.48	61	61			5.672	0.17
Corporate Notes 50% Maximum													
Apple 2.85 5/11/2024-24	037833CU2	2,135,000.00	2,153,113.94	2,115,037.75	S&P-AA+	Moody's-Aaa	0.12	132	71	5/11/2024	3/11/2024	0.484	0.36
Apple 2.85 5/11/2024-24	037833CU2	10,000,000.00	10,086,440.51	9,906,500.00	S&P-AA+	Moody's-Aaa	0.57	132	71	5/11/2024	3/11/2024	0.442	0.36
Apple 3.45 5/6/2024	037833AS9	10,000,000.00	10,108,718.06	9,930,500.00	S&P-AA+	Moody's-Aaa	0.57	127	127	5/6/2024		0.310	0.35
Exxon Mobil 2.019 8/16/2024-24	30231GBC5	10,000,000.00	10,081,561.64	9,805,200.00	S&P-AA-	Moody's-Aa1	0.57	229	198	8/16/2024	7/16/2024	0.699	0.62
Exxon Mobil 2.709 3/6/2025-24	30231GAF9	9,500,000.00	9,403,387.31	9,276,750.00	S&P-AA-	Moody's-Aa2	0.54	431	341	3/6/2025	12/6/2024	3.619	1.16
Exxon Mobil 2.992 3/19/2025	30231GBH4	20,000,000.00	19,972,489.41	19,580,800.00	S&P-AA-	Moody's-Aa2	1.14	444	444	3/19/2025		3.110	1.19
Guardian Life 1.1 6/23/2025	40139LAG8	13,000,000.00	12,597,740.87	12,267,320.00	S&P-AA+	Moody's-Aa2	0.74	540	540	6/23/2025		3.320	1.47
Guardian Life 1.1 6/23/2025	40139LAG8	9,456,000.00	9,098,750.41	8,923,059.84	S&P-AA+	Moody's-Aa2	0.54	540	540	6/23/2025		3.829	1.47
JP Morgan Chase Bank 5.1 5/30/2025-24	46632FSW6	21,000,000.00	21,000,000.00	20,951,280.00	Fitch-AA	Moody's-Aa2	1.20	516	151	5/30/2025	5/30/2024	5.100	1.38
Mass Mutual Global Funding 2.75 6/22/2024	57629WCE8	5,000,000.00	5,048,274.39	4,932,300.00	S&P-AA+	Moody's-Aa3	0.29	174	174	6/22/2024		0.701	0.48
Mass Mutual Global Funding 3.4 3/8/2026	57629WCH1	25,000,000.00	24,067,177.00	24,343,250.00	S&P-AA+	Moody's-Aa3	1.43	798	798	3/8/2026		5.230	2.10
Mass Mutual Global Funding 3.4 3/8/2026	57629WCH1	10,000,000.00	9,642,488.30	9,737,300.00	S&P-AA+	Moody's-Aa3	0.57	798	798	3/8/2026		5.150	2.10
Mass Mutual Global Funding 3.6 4/9/2024	57629WBV1	7,210,000.00	7,272,784.20	7,168,614.60	S&P-AA+	Moody's-Aa3	0.41	100	100	4/9/2024		0.400	0.27
Mass Mutual Global Funding 4.5 4/10/2026	57629WF62	9,000,000.00	8,874,191.61	8,973,360.00	S&P-AA+	Moody's-Aa3	0.51	831	831	4/10/2026		5.157	2.17
MetLife 2.8 3/21/2025	59217GEW5	17,500,000.00	17,374,480.25	17,039,400.00	S&P-AA-	Moody's-Aa3	1.00	446	446	3/21/2025		3.420	1.20
MetLife 3.45 12/18/2026	59217GBY4	14,899,000.00	14,029,366.13	14,340,436.49	S&P-AA-	Moody's-Aa3	0.85	1,083	1,083	12/18/2026		5.620	2.84

Description	CUSIP/Ticker	Face Amount/Shares	Book Value	Market Value	Credit Rating 1	Credit Rating 2	% of Portfolio	Days To Maturity	Days To Call/Maturity	Maturity Date	Next Call Date	YTM @ Cost	Duration To Maturity
MetLife 4.4 6/30/2027	59217GFB0	15,000,000.00	14,741,623.31	14,737,050.00	S&P-AA-	Moody's-Aa3	0.86	1,277	1,277	6/30/2027		4.942	3.28
Morgan Stanley 4.754 4/21/2026	61690U4T4	10,000,000.00	9,782,491.07	9,993,300.00	Fitch-AA-	Moody's-Aa3	0.57	842	842	4/21/2026		5.780	2.19
Morgan Stanley 5.882 10/30/2026-26	61690U7W4	15,000,000.00	15,439,893.14	15,423,450.00	Fitch-AA-	Moody's-Aa3	0.86	1,034	1,004	10/30/2026	9/30/2026	4.759	2.63
Morgan Stanley 5.882 10/30/2026-26	61690U7W4	20,000,000.00	20,568,353.68	20,564,600.00	Fitch-AA-	Moody's-Aa3	1.14	1,034	1,004	10/30/2026	9/30/2026	4.793	2.63
New York Life4.7 4/2/2026	64952WFB4	10,000,000.00	9,843,915.33	9,999,000.00	S&P-AA+	Moody's-Aaa	0.57	823	823	4/2/2026		5.450	2.14
New York Life4.7 4/2/2026	64952WFB4	11,890,000.00	11,691,708.62	11,888,811.00	S&P-AA+	Moody's-Aaa	0.68	823	823	4/2/2026		5.501	2.14
New York Life5.45 9/18/2026	64953BBF4	11,000,000.00	11,009,193.26	11,242,330.00	S&P-AA+	Moody's-Aaa	0.63	992	992	9/18/2026		5.416	2.52
New York Life5.45 9/18/2026	64953BBF4	12,500,000.00	12,655,775.00	12,775,375.00	S&P-AA+	Moody's-Aaa	0.71	992	992	9/18/2026		4.950	2.52
New York Life 0.9 10/29/2024	64952WEJ8	7,500,000.00	7,496,254.94	7,249,500.00	S&P-AA+	Moody's-Aaa	0.43	303	303	10/29/2024		0.961	0.83
New York Life 2.875 4/10/2024	64952WDG5	4,525,000.00	4,556,070.61	4,489,705.00	S&P-AA+	Moody's-Aaa	0.26	101	101	4/10/2024		0.378	0.28
Pacific Life 1.2 6/24/2025	6944PL2B4	5,000,000.00	4,802,899.72	4,742,150.00	S&P-AA-	Moody's-Aa3	0.29	541	541	6/24/2025		4.050	1.47
Pacific Life 1.375 4/14/2026	6944PL2E8	20,000,000.00	18,160,238.15	18,473,400.00	S&P-AA-	Moody's-Aa3	1.14	835	835	4/14/2026		5.750	2.25
Pacific Life 1.375 4/14/2026	6944PL2E8	20,000,000.00	18,140,185.29	18,473,400.00	S&P-AA-	Moody's-Aa3	1.14	835	835	4/14/2026		5.800	2.25
Pacific Life 5.5 8/28/2026	6944PL2W8	17,000,000.00	16,982,864.16	17,312,290.00	S&P-AA-	Moody's-Aa3	0.97	971	971	8/28/2026		5.539	2.47
PEFCO 0.55 7/30/2024	74274TAG5	10,000,000.00	9,756,941.14	9,746,500.00	Moody's-Aaa	Fitch-AA+	0.57	212	212	7/30/2024		4.960	0.58
Pricoa Global Funding 2.4 9/23/2024	74153WCL1	9,000,000.00	9,110,446.27	8,800,650.00	S&P-AA-	Moody's-Aa3	0.51	267	267	9/23/2024		0.700	0.72
Pricoa Global Funding 2.4 9/23/2024	74153WCL1	10,000,000.00	9,786,723.05	9,778,500.00	S&P-AA-	Moody's-Aa3	0.57	267	267	9/23/2024		5.510	0.72
Pricoa Global Funding 4.2 8/28/2025	74153WCR8	15,000,000.00	14,650,087.85	14,841,000.00	S&P-AA-	Moody's-Aa3	0.86	606	606	8/28/2025		5.696	1.60
Pricoa Global Funding 5.55 8/28/2026	74153WCT4	10,000,000.00	10,196,971.46	10,205,700.00	S&P-AA-	Moody's-Aa3	0.57	971	971	8/28/2026		4.747	2.47
Protective Global Life 1.303 9/20/2026	74368CBH6	10,000,000.00	8,886,384.84	9,058,800.00	S&P-AA-	Fitch-AA-	0.57	994	994	9/20/2026		5.800	2.67
Protective Global Life 4.714 7/6/2027	74368CBP8	6,000,000.00	5,756,085.33	5,963,340.00	S&P-AA-	Fitch-AA-	0.34	1,283	1,283	7/6/2027		6.019	3.20
Protective Global Life 4.714 7/6/2027	74368CBP8	7,655,000.00	7,343,805.53	7,608,227.95	S&P-AA-	Fitch-AA-	0.44	1,283	1,283	7/6/2027		6.019	3.20
Protective Global Life 5.366 1/6/2026	74368CBQ6	17,295,000.00	17,111,799.97	17,416,065.00	S&P-AA-	Fitch-AA-	0.99	737	737	1/6/2026		5.930	1.89
Protective Global Life 5.366 1/6/2026	74368CBQ6	10,000,000.00	9,916,320.74	10,070,000.00	S&P-AA-	Fitch-AA-	0.57	737	737	1/6/2026		5.810	1.89
Protective Global Life 5.366 1/6/2026	74368CBQ6	15,016,000.00	14,906,987.96	15,121,112.00	S&P-AA-	Fitch-AA-	0.86	737	737	1/6/2026		5.750	1.89
Roche Holdings 5.265 11/13/2026-26	771196CE0	10,000,000.00	10,091,991.11	10,219,200.00	S&P-AA	Moody's-Aa2	0.57	1,048	1,017	11/13/2026	10/13/2026	4.916	2.68
Southern California Gas Co. 3.2 6/15/2025-25	842434CP5	17,000,000.00	16,600,185.35	16,575,340.00	Fitch-AA-	Moody's-Aa3	0.97	532	440	6/15/2025	3/15/2025	4.919	1.43
USAA Capital 3.375 5/1/2025	90327QD89	10,000,000.00	9,971,635.22	9,789,100.00	S&P-AA	Moody's-Aa1	0.57	487	487	5/1/2025		3.600	1.31
Sub Total / Average Corporate Notes 50% Maximum		530,081,000.00	520,768,796.13	521,849,004.63			30.28	701	677			4.475	1.83
LGIP 100% Maximum													
Commonwealth of VirginiaLGIP	LGIP0825	12,867.35	12,867.35	12,867.35	S&P-AAA	NR	0.00	1	1	N/A	N/A	5.676	0.00
Commonwealth of Virginia LGIP	LGIP0549	10,909,220.54	10,909,220.54	10,909,220.54	S&P-AAA	NR	0.62	1	1	N/A	N/A	5.676	0.00
Sub Total / Average LGIP 100% Maximum		10,922,087.89	10,922,087.89	10,922,087.89			0.62	1	1			5.676	0.00
Money Market60% Maximum													
Freedom Bank ICS MM	MM2554	5,221,164.65	5,221,164.65	5,221,164.65	NR	NR	0.30	1	1	N/A	N/A	5.500	0.00
John Marshall Bank ICS MM	MM60000	6,356,681.15	6,356,681.15	6,356,681.15	NR	NR	0.36	1	1	N/A	N/A	5.630	0.00
Truist MM	MM1006	406,976.54	406,976.54	406,976.54	NR	NR	0.02	1	1	N/A	N/A	5.216	0.00
United Bank Ck MM	MM0667	9,111.00	9,111.00	9,111.00	NR	NR	0.00	1	1	N/A	N/A	0.000	0.00
United Bank MM	MM3272	3,534,927.28	3,534,927.28	3,534,927.28	NR	NR	0.20	1	1	N/A	N/A	5.540	0.00
Sub Total / Average Money Market60% Maximum		15,528,860.62	15,528,860.62	15,528,860.62			0.89	1	1			5.552	0.00
Municipal Bonds - US 30% Maximum													
Calvert County MD 2 5/1/2024	131537T51	2,330,000.00	2,341,569.14	2,308,470.80	S&P-AAA	Fitch-AAA	0.13	122	122	5/1/2024		0.500	0.33
Calvert County MD 2 5/1/2025	131537T69	2,620,000.00	2,666,441.72	2,529,819.60	S&P-AAA	Fitch-AAA	0.15	487	487	5/1/2025		0.650	1.32
Carroll CNTY MD 2 11/1/2024	144880CK5	2,385,000.00	2,416,265.90	2,330,311.95	S&P-AAA	Moody's-Aaa	0.14	306	306	11/1/2024		0.420	0.83
Carroll CNTY MD 2 11/1/2025	144880CL3	1,890,000.00	1,938,882.57	1,807,917.30	S&P-AAA	Moody's-Aaa	0.11	671	671	11/1/2025		0.570	1.80
Florida State Revenue Bonds 1.258 7/1/2025	341271AD6	7,000,000.00	7,022,376.67	6,641,810.00	S&P-AA	Fitch-AA	0.40	548	548	7/1/2025		1.039	1.48
Sub Total / Average Municipal Bonds - US 30% Maximum		16,225,000.00	16,385,536.00	15,618,329.65			0.93	456	456			0.753	1.23
Municipal Bonds - Virginia 30% Maximum													
Arlington County 0.79 8/1/2025	041431VG9	7,000,000.00	7,020,748.34	6,596,870.00	S&P-AAA	Moody's-Aaa	0.40	579	579	8/1/2025		0.600	1.57
City Richmond GO 2 7/15/2024	76541VWU7	3,000,000.00	3,024,036.10	2,954,100.00	S&P-AA+	Moody's-Aa1	0.17	197	197	7/15/2024		0.500	0.53
City Richmond GO 2 7/15/2025	76541VWV5	410,000.00	418,703.23	393,608.20	S&P-AA+	Moody's-Aa1	0.02	562	562	7/15/2025		0.600	1.51

Description	CUSIP/Ticker	Face Amount/Shares	Book Value	Market Value	Credit Rating 1	Credit Rating 2	% of Portfolio	Days To Maturity	Days To Call/Maturity	Maturity Date	Next Call Date	YTM @ Cost	Duration To Maturity
FFX CNTY VA GO 0.645 10/1/2025	30382AKC5	5,000,000.00	5,015,122.22	4,674,800.00	S&P-AAA	Moodys-Aaa	0.29	640	640	10/1/2025		0.470	1.74
Loudoun County Economic Development 3.75 6/1/2026	54589SDQ4	1,500,000.00	1,594,191.85	1,467,120.00	Fitch-AA+	Moodys-Aa1	0.09	883	883	6/1/2026		1.080	2.33
VA Resources Auth Infrastructure Rev 0.636 11/1/20	92818NVB1	1,000,000.00	1,000,000.00	964,520.00	S&P-AAA	Moodys-Aaa	0.06	306	306	11/1/2024		0.636	0.83
VA Resources Auth Infrastructure Rev 0.736 11/1/20	92818NVC9	1,180,000.00	1,180,000.00	1,100,727.60	S&P-AAA	Moodys-Aaa	0.07	671	671	11/1/2025		0.736	1.82
VA Resources Auth Infrastructure Rev 0.75 11/1/202	92818NUA4	1,300,000.00	1,300,319.56	1,253,707.00	S&P-AA	Moodys-Aa1	0.07	306	306	11/1/2024		0.720	0.83
VA St Housing Authority 2.15 8/1/2024	92812VWH5	665,000.00	660,432.93	654,266.90	S&P-AA+	Moodys-Aa1	0.04	214	214	8/1/2024		3.375	0.58
VA St Resources Authority 2.45 11/1/2027	92818NHN1	4,000,000.00	3,766,730.05	3,743,320.00	S&P-AAA	Moodys-Aaa	0.23	1,401	1,401	11/1/2027		4.131	3.66
VA State College Building Auth 0.48 9/1/2024	92778WKQ8	22,820,000.00	22,822,236.36	22,128,782.20	S&P-AA+	Moodys-Aa1	1.30	245	245	9/1/2024		0.465	0.67
Sub Total / Average Municipal Bonds - Virginia 30% Maximum		47,875,000.00	47,802,520.64	45,931,821.90			2.73	464	464			0.872	1.25
Supranational 50% Maximum													
IBRD 5.75 6/15/2026-23	45906M4C2	25,000,000.00	25,000,000.00	25,029,000.00	S&P-AAA	Moodys-Aaa	1.43	897	75	6/15/2026	3/15/2024	5.750	2.32
International Finance Corp 5 11/15/2027-24	45950VRK4	10,000,000.00	10,000,000.00	10,030,200.00	S&P-AAA	Moodys-Aaa	0.57	1,415	320	11/15/2027	11/15/2024	5.000	3.55
Sub Total / Average Supranational 50% Maximum		35,000,000.00	35,000,000.00	35,059,200.00			2.00	1,045	145			5.536	2.67
US Agency100% Maximum													
FFCB 0.6 11/24/2025-21	3133EMHF2	19,100,000.00	19,096,368.38	17,689,847.00	S&P-AA+	Moodys-Aaa	1.09	694	694	11/24/2025		0.610	1.89
FFCB 4.5 3/28/2025	3133EPLF0	25,000,000.00	25,000,000.00	25,001,500.00	S&P-AA+	Moodys-Aaa	1.43	453	453	3/28/2025		4.500	1.21
FFCB 4.5 9/22/2028	3133EPWK7	10,000,000.00	9,812,985.09	10,260,200.00	S&P-AA+	Moodys-Aaa	0.57	1,727	1,727	9/22/2028		4.950	4.27
FFCB 4.75 5/28/2026	3133EPUD5	20,000,000.00	19,963,619.66	20,243,400.00	S&P-AA+	Moodys-Aaa	1.14	879	879	5/28/2026		4.834	2.30
FFCB 4.75 7/8/2026	3133EPVP7	20,000,000.00	19,986,226.69	20,266,200.00	S&P-AA+	None	1.14	920	920	7/8/2026		4.782	2.37
FFCB 4.875 4/20/2026	3133EPWD3	20,000,000.00	19,966,288.27	20,291,600.00	S&P-AA+	Moodys-Aaa	1.14	841	841	4/20/2026		4.955	2.19
FFCB 5.37 8/14/2025-24	3133EPTD7	25,000,000.00	24,974,552.96	24,969,250.00	S&P-AA+	Moodys-Aaa	1.43	592	227	8/14/2025	8/14/2024	5.437	1.54
FFCB 5.54 8/28/2025-24	3133EPUK9	30,000,000.00	30,000,000.00	30,077,100.00	S&P-AA+	Moodys-Aaa	1.71	606	241	8/28/2025	8/28/2024	5.540	1.58
FHLB 0.27 3/28/2024-21	3130AKKF2	15,000,000.00	14,999,886.40	14,811,150.00	S&P-AA+	Moodys-Aaa	0.86	88	88	3/28/2024		0.273	0.24
FHLB 1 11/15/2024-22	3130APRF4	22,500,000.00	22,505,625.00	21,720,375.00	Moodys-Aaa	S&P-AA+	1.29	320	320	11/15/2024		0.971	0.87
FHLB 1 2/7/2024-22	3130AQLR2	5,000,000.00	4,999,869.51	4,975,950.00	S&P-AA+	Moodys-Aaa	0.29	38	38	2/7/2024		1.025	0.10
FHLB 1.04 7/11/2024-22	3130AQL27	25,000,000.00	25,000,000.00	24,466,750.00	S&P-AA+	Moodys-Aaa	1.43	193	11	7/11/2024	1/11/2024	1.040	0.53
FHLB 1.1 1/13/2025-23	3130AQT4	20,000,000.00	19,982,709.85	19,352,200.00	S&P-AA+	Moodys-Aaa	1.14	379	13	1/13/2025	1/13/2024	1.185	1.02
FHLB 1.125 12/17/2024-22	3130AQ2U6	20,000,000.00	20,000,000.00	19,288,800.00	S&P-AA+	Moodys-Aaa	1.14	352	352	12/17/2024		1.125	0.96
FHLB 1.2 6/21/2024-22	3130AQP56	26,500,000.00	26,500,000.00	26,007,895.00	S&P-AAA	Moodys-Aaa	1.51	173	21	6/21/2024	1/21/2024	1.200	0.47
FHLB 1.28 6/11/2025-22	3130AAQY8	20,000,000.00	20,000,000.00	19,135,200.00	S&P-AA+	Moodys-Aaa	1.14	528	11	6/11/2025	1/11/2024	1.280	1.43
FHLB 1.3 12/15/2025-22	3130AQ5U3	25,000,000.00	24,996,941.31	23,487,500.00	S&P-AA+	Moodys-Aaa	1.43	715	715	12/15/2025		1.306	1.94
FHLB 1.4 2/18/2025-22	3130AQXQ4	25,000,000.00	25,000,000.00	24,197,750.00	S&P-AA+	Moodys-Aaa	1.43	415	49	2/18/2025	2/18/2024	1.400	1.12
FHLB 1.67 3/1/2024-22	3130AR6G1	26,000,000.00	26,000,000.00	25,846,860.00	S&P-AA+	Moodys-Aaa	1.49	61	61	3/1/2024		1.670	0.17
FHLB 1.78 4/8/2024-22	3130AR6H9	18,500,000.00	18,500,000.00	18,317,405.00	S&P-AA+	Moodys-Aaa	1.06	99	8	4/8/2024	1/8/2024	1.780	0.27
FHLB 2.5 2/28/2024-22	3130ARQX2	25,000,000.00	25,000,000.00	24,878,250.00	S&P-AA+	Moodys-Aaa	1.43	59	59	2/28/2024		2.500	0.30
FHLB 2.64 8/28/2024-22	3130ARKP5	30,000,000.00	30,000,000.00	29,527,800.00	S&P-AA+	Moodys-Aaa	1.71	241	28	8/28/2024	1/28/2024	2.640	0.65
FHLB 5.125 2/23/2024	3130AV3G5	20,000,000.00	19,999,002.85	19,988,400.00	Moodys-Aaa	None	1.14	54	54	2/23/2024		5.160	0.14
FHLB 5.25 3/1/2024-23	3130AV3S9	20,000,000.00	20,000,000.00	19,991,800.00	S&P-AA+	Moodys-Aaa	1.14	61	61	3/1/2024		5.250	0.17
FHLB 5.45 6/7/2024-23	3130AV5F5	15,000,000.00	15,000,000.00	14,990,100.00	S&P-AA+	Moodys-Aaa	0.86	159	67	6/7/2024	3/7/2024	5.450	0.43
FHLMC 0.375 4/8/2024-21	3134GWWY2	15,000,000.00	15,001,479.85	14,794,050.00	Fitch-AAA	Moodys-Aaa	0.86	99	99	4/8/2024		0.338	0.27
FHLMC 2.57 1/22/2024-22	3134GXRZ9	28,500,000.00	28,500,000.00	28,455,540.00	S&P-AA+	Moodys-Aaa	1.63	22	22	1/22/2024		2.570	0.06
FHLMC 3.75 8/28/2024-22	3134GXP40	10,000,000.00	10,000,000.00	9,891,700.00	S&P-AA+	Moodys-Aaa	0.57	241	59	8/28/2024	2/28/2024	3.750	0.65
FHLMC 4.03 5/28/2025-22	3134GXT95	25,000,000.00	25,000,000.00	24,700,000.00	S&P-AA+	Moodys-Aaa	1.43	514	59	5/28/2025	2/28/2024	4.030	1.38
Sub Total / Average US Agency100% Maximum		606,100,000.00	605,785,555.82	597,624,572.00			34.62	385	256			2.838	1.02
US Treasury100% Maximum													
T-Bill 0 5/16/2024	912797FH5	840,000.00	824,496.16	823,897.20	S&P-AAA	Moodys-Aaa	0.05	137	137	5/16/2024		5.166	0.37
T-Bill 0 5/16/2024	912797FH5	6,500,000.00	6,381,266.67	6,375,395.00	S&P-AAA	Moodys-Aaa	0.37	137	137	5/16/2024		5.110	0.37
T-Note 2.5 4/30/2024	91282CEK3	20,000,000.00	19,986,855.90	19,817,200.00	Moodys-Aaa	None	1.14	121	121	4/30/2024		2.705	0.33
T-Note 2.75 5/15/2025	91282CEQ0	20,000,000.00	19,934,697.88	19,526,600.00	Moodys-Aaa	None	1.14	501	501	5/15/2025		3.000	1.35
Sub Total / Average US Treasury100% Maximum		47,340,000.00	47,127,316.61	46,543,092.20			2.70	284	284			3.203	0.77
Total / Average		1,750,679,578.46	1,740,082,646.43	1,729,152,743.84			100	446	376			3.913	1.18

NORTHERN VIRGINIA TRANSPORTATION AUTHORITY
MEMORANDUM

FOR: Chair Phyllis J. Randall and Members
Northern Virginia Transportation Authority

FROM: Michael Longhi, Chief Financial Officer

DATE: March 7, 2024

SUBJECT: Monthly Revenue Report

-
- 1. Purpose:** To update the Northern Virginia Transportation Authority (NVTA) on monthly revenue receipts and 30% funds distributed to member localities.
 - 2. Background:** The attached reports reflect funding received and distributed through January 2024 for FY2024.
 - 3. Comments:**
 - A. FY2024 Revenues (Attachment A):**
 - I. The Authority has received approximately \$192 million through January 31, 2024, transfers from the Commonwealth.
 1. \$10.0 million of the annual Northern Virginia District Transfer.
 2. \$15.7 million in Regional Congestion Relief Fees (Grantor's Tax).
 3. \$149.3 million in Regional Sales Tax.
 4. \$17.3 million in Interstate Operation Enhance Program (IOEP), 12.1% lower than original VDOT estimates.
 - II. January 2024 represents the fifth month of sales tax receipts for FY2024. Attachment A shows a 10.5% positive variance between the budgeted sales tax receipts compared to the annualized actual sales tax receipts.
 - III. As of the end of January 31, 2024, the FY2024 Regional Congestion Relief Fees (Grantor's Tax) reflect a negative variance of 33.8% when compared to the FY2024 budget projections. Member localities have been experiencing similar trends. The Authority will continue to monitor the receipts and economic trends.
 - B. FY2024 Distribution to localities (Attachment B)**
 - I. At the end of January, eight member jurisdictions had completed the required *Code of Virginia* Section 33.2-2510 required annual certification to receive FY2024 Local Distribution Funds (30%).
 - II. If the annual certification is not filed by August 1st, Local Distribution Fund Transfers are suspended. Subsequently, if the certification is not received, in acceptable form, by March 1st of the current fiscal year, the jurisdiction's share of the Local Distribution Fund will be irrevocably transferred to the Regional Revenue Fund.
 - III. Suspension of transfers has been discussed with jurisdictional staff where appropriate and reminders are sent monthly.

- IV. As of January 2024, \$53.9 million has been distributed in FY2024 Local Distribution funds to member jurisdictions.

C. FY2020 to FY2024 Year over Year Revenue Comparison (Attachment C).

- I. This chart reflects a month-to-month comparison of sales tax and grantors tax revenue and a year-to-year comparison of fiscal year to date sales tax revenues received as of January 2024 for FY2024.

Attachments:

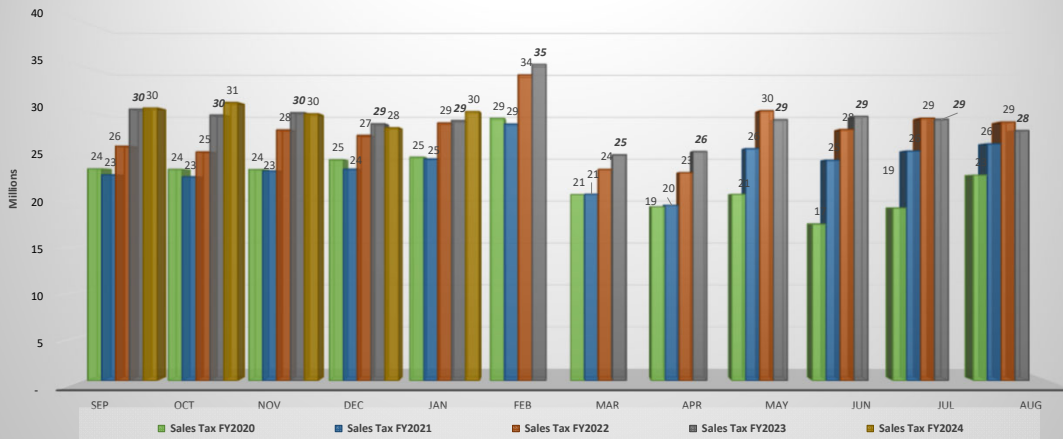
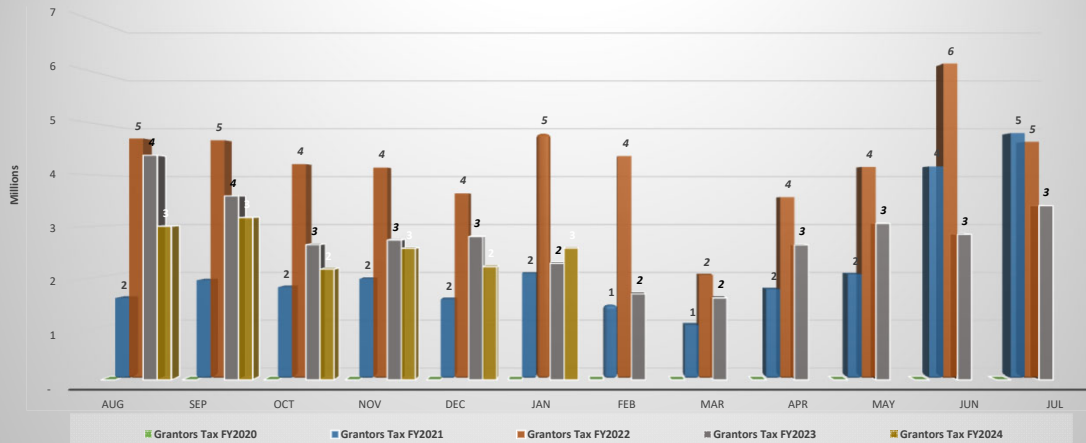
- A. FY2024 Revenues Received by Tax Type Compared to NVTA Estimates, through January 2024
- B. FY2024 30% Distribution by Jurisdiction, as of January 2024
- C. Month to Month Comparison of Sales Tax Revenue and Fiscal Year to Date Receipts for January FY2020 to FY2024

NORTHERN VIRGINIA TRANSPORTATION AUTHORITY
SALES TAX REVENUES RECEIVED BY JURISDICTION, COMPARED TO NVTB ESTIMATES
Based on: Revenue Data Through January 2024
FYE June 30, 2024

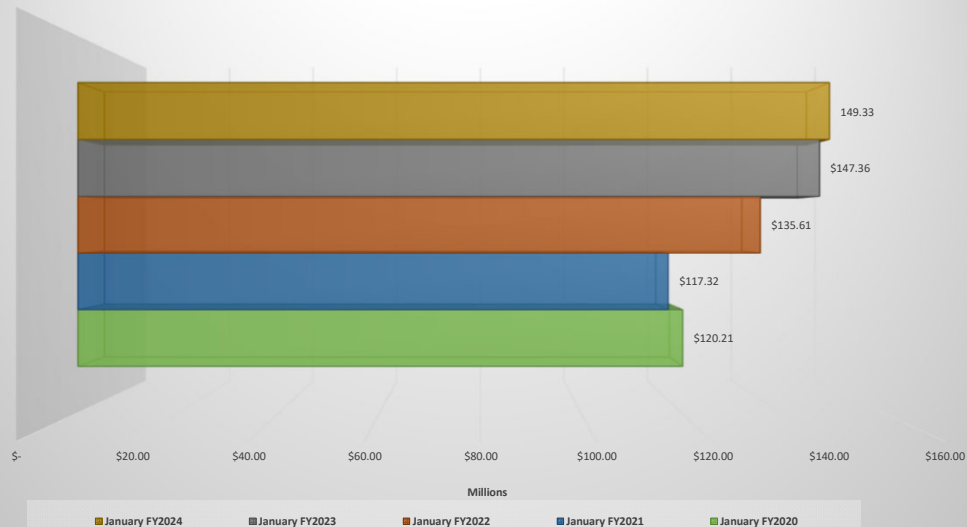
Regional Sales Tax Transaction Months	5	Received To Date	Annualized Revenue based on YTD Receipts	FY2024 Budget	Annualized Actual To Budget	
Total Sales Tax Revenue		\$ 149,332,091	358,397,018	\$ 324,471,940	\$ 33,925,078	10.5%
Interstate Operation Enhance Program Transaction Months	1	Received To Date	Annualized Revenue based on YTD Receipts	FY2024 Budget	Annualized Actual To Budget	
Interstate Operation Enhance Program		\$ 17,274,354	17,274,354	\$ 19,653,162	\$ (2,378,808)	-12.1%
Regional Congestion Relief Fee Transaction Months	6	Received To Date	Revenue based on YTD Receipts	FY2024 Budget	Annualized Actual To Budget	
Total Regional Congestion Relief Fee		\$ 15,677,353	\$ 31,354,707	\$ 47,391,543	(16,036,836)	-33.8%
NVTB Transfer from COVA Transaction Months	2	Received To Date	Revenue based on YTD Receipts	FY2024 Budget	Annualized Actual To Budget	
Total NVTB Transfer from COVA		\$ 10,000,000	\$ 20,000,000	\$ 20,000,000	\$ -	0.0%
Total Revenue Received		\$ 192,283,798	427,026,079	\$ 411,516,645	\$ 15,509,434	3.77%

NORTHERN VIRGINIA TRANSPORTATION AUTHORITY FY2024 30% DISTRIBUTION BY JURISDICTION											
Based on: Revenue Data Through January 2024											
Jurisdiction	Interstate Operat Enhance Program	Regional Sales Tax	Regional Congestion Relief Fee	NVTD Transfer From COVA	CoVa NVTA Interest	Cumulative Total	30% Funds	As of 12/31/2023 Accrued Interest (1)	Prior Distributions	Current Month Distribution	Total Funds Transferred
								(+)			
City of Alexandria	\$ 1,165,759.80	\$ 10,199,065.24	\$ 1,025,087.90	\$ 672,439	\$ 22,294.85	\$ 13,084,646.96	\$ 3,925,394.09	\$ 8,247.89		\$ 3,933,641.98	
Arlington County	\$ 1,645,319.87	\$ 14,149,376.90	\$ 1,608,633.25	\$ 943,043	\$ 32,028.31	\$ 18,378,401.54	\$ 5,513,520.46	\$ 11,584.80	\$ 4,586,448.26	\$ 938,657.00	\$ 5,525,105.26
City of Fairfax	\$ 399,151.75	\$ 3,582,820.92	\$ 199,295.20	\$ 232,602	\$ 8,479.19	\$ 4,422,348.75	\$ 1,326,704.63	\$ 2,787.62		\$ 1,329,492.25	\$ 1,329,492.25
Fairfax County	\$ 7,174,737.79	\$ 62,015,333.08	\$ 6,610,169.80	\$ 4,146,355	\$ 136,684.55	\$ 80,083,280.42	\$ 24,024,984.13	\$ 50,480.38	\$ 19,983,860.38	\$ 4,091,604.13	\$ 24,075,464.51
City of Falls Church	\$ 174,346.39	\$ 1,599,108.77	\$ 70,487.10	\$ 99,573	\$ 3,410.79	\$ 1,946,926.20	\$ 584,077.86	\$ 1,227.24	\$ 484,655.87	\$ 100,649.23	\$ 585,305.10
Loudoun County	\$ 3,526,730.86	\$ 29,782,802.64	\$ 3,168,384.30	\$ 2,060,638	\$ 63,363.27	\$ 38,601,918.95	\$ 11,580,575.69	\$ 24,332.67	\$ 9,647,219.27	\$ 1,957,689.09	\$ 11,604,908.36
City of Manassas	\$ 388,559.82	\$ 3,455,351.54	\$ 257,683.00	\$ 226,812	\$ 7,394.08	\$ 4,335,800.22	\$ 1,300,740.07	\$ 2,733.07	\$ 1,096,855.92	\$ 206,617.22	\$ 1,303,473.14
City of Manassas Park	\$ 96,991.71	\$ 778,551.05	\$ 80,254.90	\$ 57,304	\$ 1,505.80	\$ 1,014,606.97	\$ 304,382.09	\$ 639.56	\$ 259,133.57	\$ 45,888.08	\$ 305,021.65
Prince William County	\$ 2,702,756.01	\$ 23,769,680.81	\$ 2,657,357.90	\$ 1,561,234	\$ 53,263.25	\$ 30,744,292.38	\$ 9,223,287.71	\$ 19,379.62	\$ 7,664,103.43	\$ 1,578,563.90	\$ 9,242,667.33
Total Revenue	\$ 17,274,354.00	\$ 149,332,090.95	\$ 15,677,353.35	\$ 10,000,000.00	\$ 328,424.09	\$ 192,612,222.39	\$ 57,783,666.73	\$ 121,412.85	\$ 43,722,276.70	\$ 14,182,802.88	\$ 53,971,437.60
Interest 12/31/2023						\$ 192,612,222.39	\$ 57,783,666.73				\$ 57,905,079.58

FY2024 January 2024

Sales Tax
(month received)Regional Congestion Relief Fee
(month received)

YTD Sales Tax Receipt Comparison January FY2020 to FY2024



NORTHERN VIRGINIA TRANSPORTATION AUTHORITY
MEMORANDUM

FOR: Chair Phyllis J. Randall and Members
Northern Virginia Transportation Authority

FROM: Michael Longhi, Chief Financial Officer

DATE: March 7, 2024

SUBJECT: Monthly Operating Budget Report

1. **Purpose:** To update the Northern Virginia Transportation Authority (NVTa) on the Authority's Operating Budget for FY2024.
2. **Background:** The Authority elected to fund the Operating Budget for FY2024 through transfers from the Regional Revenue Fund.
3. **Monthly Operating Budget Report:** Through December 31, 2023, the FY2024 Operating Budget has produced the following:
 - A. The Operating Budget will be fully funded through quarterly transfers of \$1,070,836 from the Regional Revenue Fund.
 - B. As of December 31, 2023, the attached Income Statement reflects the Authority utilized 39% of its FY2024 expenditure budget through 50% of the fiscal year. Expenditures for PIMMS and the Website Modernization will be incurred as the projects progress.
 - C. As of December 31, 2023, all expense categories remained within budget.
 - D. The attached statement shows the total Operating Budget income and expenditure activity for December 31, 2023.

Attachment: FY2024 Monthly Operating Budget through December 31, 2023

01/26/24
14:43:45

NORTHERN VIRGINIA TRANSPORTATION AUTHORITY
Income Statement
For the Accounting Period: 12 / 23

Page: 1 of 2
Report ID: LB170A

Combined Funds

		----- Current Year -----				
Account Object	Description	Current Month	Current YTD	Budget	Variance	%
<hr/>						
Expenses						
410000	Personnel Expenses					
110	Salaries-Regular Pay	242,298.75	1,048,091.80	2,220,795.00	1,172,703.20	47
130	Health & Dental Benefits	15,304.35	127,349.13	383,809.00	256,459.87	33
131	Payroll Taxes	14,245.38	66,630.57	171,171.00	104,540.43	39
132	Retirement VRS	14,823.11	74,639.39	193,402.00	118,762.61	39
133	Life Insurance	2,194.25	11,447.36	30,656.00	19,208.64	37
134	Flex Spending/Dependent Care	46.58	232.90	1,165.00	932.10	20
135	Workers Comp		1,525.00	2,397.00	872.00	64
137	Disability Insurance	4,032.69	13,904.86	22,388.00	8,483.14	62
	Total Account	292,945.11	1,343,821.01	3,025,783.00	1,681,961.99	44
<hr/>						
420000	Professional Services					
210	Audit & Accounting Services		29,000.00	58,750.00	29,750.00	49
220	Bank Service			750.00	750.00	
230	Insurance		12,621.00	12,375.00	-246.00	102
240	Payroll Services	358.31	2,529.66	5,920.00	3,390.34	43
260	Public Outreach & Regional Event Support	25.99	10,106.08	49,640.00	39,533.92	20
261	Legal/Bond Counsel Services			75,000.00	75,000.00	
262	Financial Advisory Services		8,750.00	36,955.00	28,205.00	24
263	Bond Trustee Fees		2,687.50	2,700.00	12.50	100
264	Legislative Services	10,768.91	40,245.33	85,000.00	44,754.67	47
265	Investment Custody Svc		5,020.00	25,000.00	19,980.00	20
	Total Account	11,153.21	110,959.57	352,090.00	241,130.43	32
<hr/>						
430000	Technology/Communication					
310	Acctg & Financial Report Systems		52,018.10	113,035.00	61,016.90	46
330	IT Support Svc Incl Hosting	2,578.45	18,085.43	46,220.00	28,134.57	39
335	GIS/Project Mgt/Modeling	3,909.00	9,909.00	238,294.00	228,385.00	4
340	Phone Service & Web Ex Chgs	1,328.39	7,956.71	18,035.00	10,078.29	44
350	Web Develop & Hosting	191.25	1,494.30	263,090.00	261,595.70	1
940	Computer HW SW & Peripheral	720.00	1,138.00	1,000.00	-138.00	114
	Total Account	8,727.09	90,601.54	679,674.00	589,072.46	13
<hr/>						
440000	Administrative Expenses					
405	Building/Office Related Expenses			3,000.00	3,000.00	
410	Advertisement		805.57	3,000.00	2,194.43	27
411	Dues & Subscriptions	1,666.81	10,901.30	20,725.00	9,823.70	53
412	Duplication & Printing	291.66	2,925.01	13,500.00	10,574.99	22
414	Hosted Meeting Expenses	443.69	1,825.15	5,500.00	3,674.85	33
415	Mileage/Transportation	711.38	3,684.61	11,000.00	7,315.39	33
417	Office Lease	20,352.20	144,714.10	244,375.00	99,660.90	59
418	Office Supplies	409.73	2,540.51	7,600.00	5,059.49	33
419	Postage & Delivery			700.00	700.00	
420	Professional Develop & Training	599.00	14,736.13	23,000.00	8,263.87	64
	Total Account	24,474.47	182,132.38	332,400.00	150,267.62	55

01/26/24
14:43:45

NORTHERN VIRGINIA TRANSPORTATION AUTHORITY
Income Statement
For the Accounting Period: 12 / 23

Page: 2 of 2
Report ID: LB170A

Combined Funds

Account Object	Description	----- Current Year -----				
		Current Month	Current YTD	Budget	Variance	%
	Total Expenses	337,299.88	1,727,514.50	4,389,947.00	2,662,432.50	39
	Net Income from Operations	-337,299.88	-1,727,514.50			
	Other Revenue					
383000	Transfer Operating Budget from Regional Revenue		1,070,546.00	4,283,343.00	-3,212,797.00	25 25
	Total Other Revenue	0.00	1,070,546.00	4,283,343.00	-3,212,797.00	25
	Other Expenses					
521000	Transfers					
820	Transfer to Operating Reserve			841,990.00	841,990.00	
825	Transf to Equip Reserve			50,000.00	50,000.00	
	Total Account			891,990.00	891,990.00	
	Total Other Expenses	0.00	0.00	891,990.00	891,990.00	
	Net Income	-337,299.88	-656,968.50			

NORTHERN VIRGINIA TRANSPORTATION AUTHORITY

MEMORANDUM

FOR: Chair Phyllis J. Randall and Members
Northern Virginia Transportation Authority

FROM: Mayor Colbert, Chair, Planning Coordination Advisory Committee

DATE: March 7, 2024

SUBJECT: Planning Coordination Advisory Committee Report

1. **Purpose:** To inform the Northern Virginia Transportation Authority (NVTa) on recent activities of the NVTa Planning Coordination Advisory Committee (PCAC).
2. **Background:** The PCAC met on February 28, 2024, at 6:30 PM. The meeting was held in-person at NVTa offices, with six members present. The meeting was also livestreamed on YouTube.

Before the main agenda items, Ms. Backmon provided a brief overview of NVTa to new committee members. Ms. Backmon reviewed NVTa's enabling legislation, revenue sources and transportation investments in the region, and statutory/standing committees' roles in its planning and programming processes.

3. **Action Items:**

- A. **Summary Notes of November 16, 2022, Meeting:** The November 16, 2022, meeting summary was approved.
- B. **Approve the CY2024 Meeting Calendar:** Motion to approve the proposed meeting schedule was passed unanimously.

4. **Discussion Items:**

- A. **FY2024-2029 Six Year Program Update:** Dr. Nampoothiri presented an overview of the Six Year Program process at NVTa, with updates from its ongoing FY2024-2029 program. He elaborated on the performance-based planning and programming activities that are based on a holistic approach with both quantitative and qualitative metrics to make project funding recommendations.
- B. **NVTa Transportation Perception Survey:** Mr. Jasper highlighted findings that are related to trip-making behaviors and attitudes/perceptions towards a future regional Bus Rapid Transit (BRT) system from a recently conducted Transportation Perception Survey performed for residents of Northern Virginia.
- C. **Preliminary Deployment Plan – Bus Rapid Transit (BRT):** The survey findings in item B. above led to an update of NVTa's ongoing BRT initiative. Mr. Jasper presented NVTa's

current investments on 5 BRT projects, the purpose of this preliminary deployment plan, and its schedule with phased approach.

During these presentations, committee members discussed aspects of this plan's approach with NVTA staff providing a few clarifying responses.

5. **Next steps:** PCAC members will continue to be engaged in the FY2024-2029 funding program and the BRT planning process as needed. The next meeting is scheduled for March 27, to be held virtually due to NVTA office relocation.

NORTHERN VIRGINIA TRANSPORTATION AUTHORITY

MEMORANDUM

FOR: Chair Phyllis J. Randall and Members
Northern Virginia Transportation Authority

FROM: Randy Boice, Chairman, Technical Advisory Committee

DATE: March 7, 2024

SUBJECT: Technical Advisory Committee Report

1. **Purpose:** To inform the Northern Virginia Transportation Authority (NVTA) on recent activities of the NVTA Technical Advisory Committee (TAC).
2. **Background:** The TAC met on February 21, 2024, at 7 PM. The meeting was held in-person at NVTA offices, and virtually over Zoom. Seven committee members attended in-person and one committee member attended over Zoom due to personal reasons. The meeting was also livestreamed on YouTube.
3. **Action Items:**
 - A. **Summary Notes of November 16, 2022, Meeting:** The meeting summary for the November 16, 2022, meeting was approved unanimously.
 - B. **Approve the CY2024 Meeting Calendar:** Chair Boice called for a motion to approve the Calendar Year 2024 (CY2024) meeting calendar for the TAC. Due to the scheduled June meeting falling on June 19th (Juneteenth Holiday), the Committee agreed to set the June meeting date later. Ms. Morris made a motion to approve seconded by Ms. Masters. The motion passed unanimously.
4. **Discussion Items:**
 - A. **FY2024-2029 Six Year Program Update:** Dr. Nampoothiri presented the status of the FY2024-2029 Six Year Program. This included a short recap of the purpose of the Six Year Program (SYP), Core Values, an overview of the last six programs, quantitative and qualitative metrics for scoring, and the SYP schedule.

Dr. Nampoothiri provided further details on the methodology for calculating Congestion Reduction Relative to Cost (CRRC), TransAction Rating, Long Term Benefit, and the qualitative considerations analyses. He also discussed how they are utilized in project evaluation. Afterwards, Dr. Nampoothiri shared that the public engagement packet will include the evaluation results and two-page project description forms for each project application. Further, he shared the table of the current set of applications and highlighted the number of applications by jurisdiction and agency, number of applications by mode, and the map of where project applications are approximately located.

- B. NVTA Transportation Perception Survey:** Mr. Jasper shared a presentation on the attitudes and perceptions concerning Northern Virginians on transportation issues conducted by the consultant Heart and Mind Strategies in December 2023. He shared a brief overview of the history of these surveys and its purpose. He also shared key findings including housing affordability and traffic congestion being the top quality of life factors, commuting habits being still impacted by trends started during the pandemic, and the perception of safety and crime as it relates to transportation.
 - C. Preliminary Deployment Plan – Bus Rapid Transit:** Mr. Jasper gave an overview of the Preliminary Deployment Plan for the Regional Bus Rapid Transit (BRT) system including its purpose. He presented the results related to BRT from the perception survey by pointing out people’s familiarity and favorability of BRT, how people might use BRT, and what the top influential benefits of using BRT are. Further, Mr. Jasper provided the schedule and phased approach of the preliminary deployment plan.
 - D. NVTA Update:** Ms. Backmon shared that the 2023 NVTA Annual Report was released at the January Authority meeting and encouraged the members to pick up a copy. She mentioned that NVTA is moving its office from its current location and that the March Authority meeting will be the last Authority meeting in the current space. Ms. Backmon also shared that the TAC is a legislative nine-member committee, and that the TAC is currently one-member short of this. NVTA wished to get clarity on the language concerning the six members appointed by localities embraced by the Authority. Senator Boysko put in a bill that has received support concerning this issue. Assuming the passage of the bill, NVTA will try to get the vacancy on the TAC filled soon. Lastly, Ms. Backmon shared that John Mason, former City of Fairfax Mayor and previous Executive Director of NVTA, passed away and offered NVTA’s condolences.
- 5. Next steps:** The next scheduled meeting of the TAC is on March 20, 2024, at 7:00 PM to be held virtually.

NORTHERN VIRGINIA TRANSPORTATION AUTHORITY

MEMORANDUM

FOR: Chair Phyllis J. Randall and Members
Northern Virginia Transportation Authority

FROM: Monica Backmon, Chief Executive Officer

DATE: March 7, 2024

SUBJECT: Chief Executive Officer's Report

1. **Purpose:** To inform the Northern Virginia Transportation Authority (NVTA) of items of interest not addressed in the agenda.

2. **Discussion Items:**

A. **NVTA's SMART SCALE Application:** For SMART SCALE's upcoming Round 6 funding cycle, NVTA staff plan to submit an application for the I-395 Shirlington "Rotary" Interchange Improvements Project on behalf of the City of Alexandria and Arlington County. The project, which encompasses both jurisdictions and is based on recommended improvements from two recent Virginia Department of Transportation (VDOT) studies of the interchange, aims to address safety and operational issues within the project area. The project area has witnessed a total of 965 crashes from 2017-2022. With Safety as one of NVTA's Core Values, the project aligns with this priority, emphasizing the Authority's commitment to enhancing transportation safety in the region. The Pre-Application deadline is April 1st followed by the Full Application period from June 1st to August 1st. The Commonwealth Transportation Board (CTB) is expected to adopt the Six Year Improvement Program (SYIP) with SMART SCALE Round 6 project funding in June 2025.

B. **Preliminary Deployment Plan for a Regional Bus Rapid Transit System in Northern Virginia (PDP-BRT):** The PDP-BRT will refine and evaluate the BRT system identified in the current version of TransAction, adopted in December 2022. The PDP-BRT will serve to protect the nearly \$500 million investments that NVTA has already made in all five BRT lines in Northern Virginia, as well as ensure that future BRT investments will be complementary and synergistic. The PDP-BRT kicked off on October 31, 2023, and various activities are currently underway or completed. NVTA launched a PDP-BRT webpage in early February (<https://thenovaauthority.org/brt>). Following the presentation of the findings from the Perception Survey to the Authority at its February meeting, four virtual focus groups with Northern Virginians were held in early March. These focus groups will provide deeper insights into various topics related to the factors that may influence future willingness to use a regional BRT system. A second round of focus groups will be held later in the PDP-BRT process. The team is developing other community engagement activities including an online survey to be deployed in Spring 2024 to educate, identify needs, and collaborate on BRT. Business community engagement will also start to increase. The team continues to

review BRT studies and projects across the country to develop lessons learned and best practices related to maximizing ridership, cost-effective operations, funding and governance options that could be transferable to the regional BRT system.

Following the initial round of community engagement, analytical work will be conducted through March 2025, followed by a further round of public engagement in spring 2025.

- C. **Website Modernization:** A [Request for Proposals](#) for NVTA's Website Modernization was issued on December 15, 2023, with proposals initially due on February 1, 2024. After receiving 182 questions from interested firms, the proposal due date was extended by one week to February 8, 2024. Fifty-eight firms expressed interest in the opportunity. The Selection Panel, comprising of NVTA and staff from partner agencies, have reviewed the proposals and are in the process of scheduling oral presentations with the top firms. It is anticipated that a recommendation be presented by NVTA's Finance Committee at its meeting on April 11, 2024.

3. **NVTA Outreach Events:** See attached report for the NVTA outreach recap (Attachment A).

4. **Upcoming Events & Report Updates:**

A. NVTA Standing Committee Meetings

- I. **Governance and Personnel Committee (GPC):** The NVTA GPC is scheduled to meet Thursday, April 11, 2024, at 5:30 pm on the first floor of 2600 Park Tower Drive, Vienna, VA.
- II. **Finance Committee:** The NVTA Finance Committee is scheduled to meet Thursday, April 11, 2024, at 6:00 pm on the first floor of 2600 Park Tower Drive, Vienna, VA.

B. NVTA Statutory Committee Meeting

- I. **Technical Advisory Committee:** The NVTA Technical Advisory Committee is scheduled to meet Wednesday, March 20, 2024, at 7:00 pm virtually.
- II. **Planning Coordination Advisory Committee:** The NVTA Planning Coordination Advisory Committee is scheduled for Wednesday, March 27, 2024, at 6:30 pm virtually.

5. **Regional Projects Status Report:** The updated Regional Projects Status Report (Attachment B) provides a narrative update for each project and the amount of project reimbursements requested and processed to date. Link to the Projects Status Report: <https://thenovaauthority.org/funded-projects/>

Attachments:

- A. NVTA Outreach Recap
- B. Regional Funding Program Project Status Report



CEO Report Outreach Recap

American Society of Civil Engineers (ASCE) Reston Branch Presentation

February 13, 2024



Monica Backmon, CEO, was invited to present to the American Society of Civil Engineers (ASCE) Reston Branch. Ms. Backmon provided an overview of NVTA, discussing the Authority's primary responsibilities to reduce congestion and improve access to multimodal transportation options throughout the region.



Fuller Road/Fuller Heights Ribbon Cutting

February 26, 2024



On February 26th, NVTa, alongside Prince William County, VDOT and other regional partners, celebrated the completion of the Fuller Road/Fuller Heights project. With a **Local Distribution Fund contribution of \$2 million towards the project**, NVTa played a key role in helping the county reduce congestion and improve safety through a range of improvements including a new roundabout, traffic signal and turn lane. These improvements were vital for providing improved access to businesses and Quantico Marine Corps facilities.



Washington Women in Public Relations Meet the Board Event

February 28, 2024



Washington Women in Public Relations (WWPR) Meet the Board event was held at the Wharf in Washington, D.C. Abigail Hillerich, Communications and Public Affairs Manager, was in attendance. Women across the DMV convened to discuss their work across varying sectors, including discussing how Artificial Intelligence is being utilized as a key communications tool.

Presentation to FAMPO Policy Committee

February 29, 2024

Fredericksburg City
Spotsylvania County
Stafford County



Meg Bohmke
Chair

Ian Ollis
FAMPO Administrator

POLICY COMMITTEE SUBCOMMITTEE AGENDA

Monday, February 29, 2024 – 6:00 p.m.

406 Princess Anne Street, Fredericksburg, VA 22401

www.fampo.gwregion.org

1. **Call Policy Committee Meeting to Order** – Chair Meg Bohmke
2. **Roll Call** – Mx. Colie Touzel
3. **Presentation on Northern Virginia Transportation Authority** – Ms. Monica Backmon

Monica Backmon, CEO, was invited to present to the Fredericksburg Area Metropolitan Planning Organization (FAMPO) Policy Committee. Ms. Backmon detailed NVTa's establishment, funding sources, planning and funding programs, and new initiatives. There was a detailed discussion that followed where Ms. Backmon highlighted NVTa's ability to achieve geographic and modal balance within the region.

NVTA Funding Program Project Status
Summary Report

As of March 1, 2024.		
NVTA's Regional Fund Program FY2014 - FY2027		Upcoming Public Information Meeting(s):
Total Revenue Allocated	\$3,121,078,666	1. <u>Fairfax County</u> : Route 28 Widening: Prince William County Line to Route 29 - County is preparing to hold a public hearing to file a certificate in March 2024.
Total Amount Appropriated	\$2,019,009,169	2. <u>Prince William County</u> : Van Buren Road North Extension: Route 234 to Cardinal Drive - a public hearing has been scheduled for March 14, 2024 at 6:30 PM at Henderson Elementary School (3799 Waterway Dr, Montclair, VA 22025).
Total Amount Reimbursed	\$843,375,457	3. <u>Prince William County</u> : Route 28 Corridor Roadway Improvements - East of 234 (Manassas Bypass) - a Town Hall meeting is being scheduled on March 21, at Yorkshire Elementary School (7610 Old Centreville Rd., Manassas, VA 20111).
Total Number of Individual Projects	122	NOTE: For latest information on project events, please refer to the "Events and Meetings" section on our home page - https://thenovaaauthority.org/
Number of Standard Project Agreements (SPAs)	162	Revenue Allocated
Closed out, project completed	45	\$365,457,635
Closed out, project ongoing	20	\$116,912,752
Executed, funded phase underway	49	\$1,256,810,112
Executed, funded phase not started	9	\$239,274,000
Appropriated, no SPA yet	5	\$40,554,670
Approved, no appropriation yet	34	\$1,102,069,497
Substantive Status Updates (during January 2024 - February 2024)**		
Project Title (program year)	Updated Status	% Reimbursed
<u>Arlington County</u>		
Lee Highway Corridor ITS Enhancements (FY2017)	Invitation to Bid (ITB) process complete and preparing elements for Construction for three (3) intersections. Coordinating VDOT Permitting questions and comments.	13.5%
<u>Fairfax County</u>		
Soapstone Drive Extension: Sunset Hills Road to Sunrise Valley Drive (FY2020-2025/FY2022-2027)	VDOT has issued the NTP to their onboard consultant to initiate the design phase.	NVTA SPA not Executed
<u>Loudoun County</u>		
Construct Crosstrail Boulevard (Route 653): Sycolin Road to Dulles Greenway (Route 267) (FY2020-25)	Design plans were approved. Utility relocation coordination ongoing.	NVTA SPA not Executed
<u>Prince William County</u>		
Summit School Rd Extension and Telegraph Rd Widening (FY2018-23; FY2020-25)	Construction bid solicitation expected to open March 2024 and close April 2024.	FY2018-23: 59.8% FY2020-25: 0.3%
Construct Interchange at Prince William Parkway and University Blvd (FY2018-23)	Median work along Prince William Parkway is complete. Storm sewer for innovation development installation at University Boulevard is in progress. Construction activities are ongoing.	86.4%
<u>Town of Leesburg</u>		
Construct Interchange at Route 15 Bypass and Battlefield Parkway (FY2018-23)	Town Council passed a resolution endorsing the Interchange Access Report (IAR) on January 23, 2024. IAR forwarded to VDOT February 7, 2024 for their approval. Additional design work has started with the initiation of more surveying.	60.6%
<u>VRE</u>		
Franconia-Springfield Platform Improvements (FY2015-16)	90% tunnel design deliverable to be provided by designer on February 19, 2024. On February 16, 2024, VRE board authorized execution of Task Order to progress 90% design of tunnel and platform improvements to final.	11.1%
Manassas Park Station Parking Expansion (FY2015-16; 2017)	CTA pier installation complete. Concrete foundations and perimeter walls being formed and poured. Precast erection anticipated to begin in late spring.	FY2015-16: 100.0% FY2017: 89.9%
<u>WMATA</u>		

**Substantive changes: SPA appendices A/B, Project administration, Start/completion of phases, Groundbreaking/ribbon-cutting ceremonies, Public information meetings, Major engineering progress.

NVTA Funding Program Project Status
Summary Report

Blue Line Traction Power Upgrades (FY2017)	The final rectifier transformer and switchgear was installed in Q4 CY 2023. Teams with Infrastructure and Capital Project Delivery teams are awaiting confirmation of final approval from testing.	87.8%
Ongoing Projects Only - No Updates for This Current Cycle		
Project Title (program year)	Last Update Received	% Reimbursed
Arlington County		
Boundary Channel Drive Interchange (FY2014)	Dec-23	100.0%
Crystal City Streets (FY2017)	Oct-23	59.1%
CC2DCA Intermodal Connector: From Crystal City to Ronald Reagan Washington National Airport (FY2018-23)	Jan-24	NVTA SPA not Executed
Rosslyn Multimodal Network Improvements (FY2020-25)	Oct-23	0.0%
Fairfax County		
Frontier Drive Extension & Interchange Improvements (FY2015-16; 2018-23)	Nov-23	FY2015-16: 100.0% FY2018-23: 0.0%
Rock Hill Road Bridge (FY2018-23)	Jul-23	NVTA SPA not Executed
Richmond Highway (Route 1)/CSX Underpass Widening (FY2018-23)	Jul-23	NVTA SPA not Executed
Fairfax County Parkway Widening: Nomes Court to Route 123 (FY2022-27)	Sep-23	NVTA SPA not Executed
Loudoun County		
Belmont Ridge Road Widening (Truro Parish Dr to Croson Ln) (FY2015-16)	Nov-23	10.6%
Northstar Boulevard - Evergreen Mills Rd to Tall Cedars Parkway (FY2018-23)	Nov-23	18.1%
Evergreen Mills Road Widening from Northstar Boulevard to Stone Springs Boulevard (FY2020-25)	Nov-23	NVTA SPA not Executed
Route 7 Corridor ITS Implementation Program (FY2022-27)	Nov-23	NVTA SPA not Executed
Ryan Road Widening (Phase 2): Evergreen Mills Road to Beaverdam Drive (FY2022-27)	Sep-23	NVTA SPA not Executed
Loudoun County Parkway Interchange at US 50 (FY2022-27)	Nov-23	NVTA SPA not Executed
Route 7 Improvements: Route 9 to Dulles Greenway (FY2022-27)	Sep-23	NVTA SPA not Executed
City of Alexandria		
West End Transitway Phase 1b: South Van Dorn Street and Bridge Design (FY2022-27)	Sep-23	NVTA SPA not Executed
City of Fairfax		
Intersection Improvements at Eaton Place/Chain Bridge Road (FY2018-23)	Nov-23	0.0%
Old Lee Highway Multimodal Improvements Phase 1 (FY2018-23)	Oct-23	NVTA SPA not Executed
Government Center Parkway Extension (FY2020-25)	Oct-23	NVTA SPA not Executed

**Substantive changes: SPA appendices A/B, Project administration, Start/completion of phases, Groundbreaking/ribbon-cutting ceremonies, Public information meetings, Major engineering progress.

NVTA Funding Program Project Status
Summary Report

Ongoing Projects Only - No Updates for This Current Cycle (Continued - Page 2)		
Project Title (program year)	Last Update Received	% Reimbursed
City of Falls Church		
West Falls Church & Joint Campus Revitalization District Multimodal Transportation Project (FY2018-23)	Oct-23	77.7%
Downtown Falls Church Multimodal Improvements (FY2020-25)	Dec-23	0.0%
West Falls Church Access to Transit and Multimodal Connectivity (FY2020-25)	Aug-23	0.0%
Town of Herndon		
East Elden Street Improvements & Widening (FY2015-16)	Oct-23	24.7%
Herndon Parkway Improvements at Worldgate Drive Extension (FY2022-27)	Nov-22	NVTA SPA not Executed
Town of Leesburg		
Interchange Improvements at Route 15 Leesburg Bypass and Edwards Ferry Road (FY2014; FY2015-16; FY 2018-23)	Oct-23	FY2014: 100.0% FY2015-16: 100.0% FY2018-23: 49.6%
Town of Vienna		
Mill St NE Parking Garage (FY2018-23)	Jan-24	NVTA SPA not Executed
VPRA		
Franconia-Springfield Passenger Rail Bypass (FY2020-25)	Jan-24	NVTA SPA not Executed

**Substantive changes: SPA appendices A/B, Project administration, Start/completion of phases, Groundbreaking/ribbon-cutting ceremonies, Public information meetings, Major engineering progress.