






North Woodbridge Mobility Improvements

NVTA FY2020-2025
SIX YEAR PROGRAM
Updated: 3/5/2020

Project Description

The proposed project includes connecting the missing section of Annapolis Way approximately 0.28 miles. Annapolis Way will be constructed as a two-lane roadway and includes bicycle and pedestrian facilities. The project is located in the North Woodbridge Activity Center and Small Area Plan (Draft North Woodbridge Small Area Plan is attached). The completion of this roadway will lay the foundation in completing the future roadway network for the Woodbridge Small Area Plan (scheduled for Board of County Supervisors Approval on October 8, 2019). The roadway under the Small Area Plan design will include parking lanes, bike lanes and sidewalks on each side of the roadway. The North Woodbridge Activity Center is one of the most intensive multi-modal areas of Prince William County. The project is located adjacent to the Woodbridge VRE Station, I-95 Corridor, Route 1 Corridor, Route 123 Corridor, and Route 123/I-95 Commuter Lot. The County has invested \$300,000 into the project and is in the process of conducting Preliminary Engineering (15% Design Plans) for the project.

Primary Mode(s)	Secondary Mode(s)
	 
Application Number	PWC-024
SPA Number	
TransAction ID Number	281
Submitting Jurisdiction/Agency	Prince William Co
Location	Missing section of roadway on Annapolis Way.
Requested NVTA Funds	\$8,000,000
NVTA Funds Approved	
Previous NVTA Funds Received	\$0
Total Cost to Complete Project	\$8,300,000

Project Location



Project Milestone

	Earlier	FY21	FY22	FY23	FY24	FY25	FY26	FY27	Beyond
Study	2020	X							
Design, Engineering, Environmental Work					X	X			
Right of Way Acquisition						X			
Construction						X	X		
Capital Asset Acquisitions									

Project Funding

	Requested NVTA Funds	Previously Approved NVTA Funds	Other funding	Gap	Total Cost by Phase
Study	\$0	\$0	\$300,000	\$0	\$300,000
Design, Engineering, Environmental Work	\$1,200,000	\$0	\$0	\$0	\$1,200,000
Right of Way Acquisition	\$100,000	\$0	\$0	\$0	\$100,000
Construction	\$6,700,000	\$0	\$0	\$0	\$6,700,000
Capital Asset Acquisitions	\$0	\$0	\$0	\$0	\$0
TOTAL	\$8,000,000	\$0	\$300,000	\$0	\$8,300,000

Project Analysis Highlights

	Rating	Rank
Congestion Reduction Relative to Cost (CRRC)	133.2	3
TransAction Project Performance	59.6	9
Project's Past Performance (Percentage of expected funds that was reimbursed by 12/31/2019)		Not applicable
Jurisdiction/Agency's Past Performance on All Projects (Percentage of expected funds that was reimbursed by 12/31/2019)		68.80%
Percentage of Total Project Cost Covered by Funds from Sources Other than NVTA		4.00%
Local Priority		5
Number of Supporting Resolutions (does not include resolution from applicant's own Board/Council)		1
NVTA-Funded Project(s) Nearby	Number	NVTA Funds Allocated
	0	\$0

Notes: None.