






Rosslyn Multimodal Network Improvements

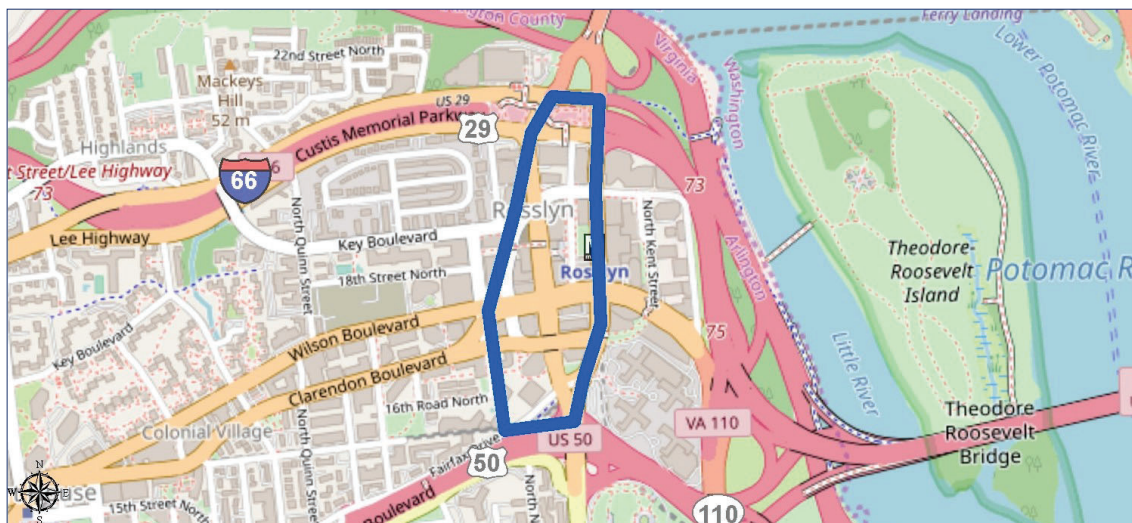
NVTA FY2020-2025
SIX YEAR PROGRAM
Updated: 3/5/2020

Project Description

Design and construct a suite of complementary bicycle and pedestrian improvements largely taken from the recommended implementation projects in the draft Core of Rosslyn study. Collectively as a package, the projects significantly improve access to employment, housing, and transit within the Rosslyn regional activity center, and improve regional connections between Rosslyn and Georgetown, DC.

Primary Mode(s)	Secondary Mode(s)
 	
Application Number	ARL-015
SPA Number	
TransAction ID Number	111
Submitting Jurisdiction/Agency	Arlington County
Location	Multiple locations within the core of Rosslyn.
Requested NVTA Funds	\$11,874,000
NVTA Funds Approved	
Previous NVTA Funds Received	\$0
Total Cost to Complete Project	\$11,874,000

Project Location



Project Milestone

	Earlier	FY21	FY22	FY23	FY24	FY25	FY26	FY27	Beyond
Study									
Design, Engineering, Environmental Work					X	X			
Right of Way Acquisition					X	X			
Construction						X	X		
Capital Asset Acquisitions									

Project Funding

	Requested NVTA Funds	Previously Approved NVTA Funds	Other funding	Gap	Total Cost by Phase
Study	\$0	\$0	\$0	\$0	\$0
Design, Engineering, Environmental Work	\$2,113,000	\$0	\$0	\$0	\$2,113,000
Right of Way Acquisition	\$1,993,000	\$0	\$0	\$0	\$1,993,000
Construction	\$7,768,000	\$0	\$0	\$0	\$7,768,000
Capital Asset Acquisitions	\$0	\$0	\$0	\$0	\$0
TOTAL	\$11,874,000	\$0	\$0	\$0	\$11,874,000

Arlington is in the process of updating their local Capital Improvement Plan, and may be able to put local funding on some of the project phases in this application.

Project Analysis Highlights

	Rating	Rank
Congestion Reduction Relative to Cost (CRRC)	28.78	14
TransAction Project Performance	58.51	12
Project's Past Performance (Percentage of expected funds that was reimbursed by 12/31/2019)		Not applicable
Jurisdiction/Agency's Past Performance on All Projects (Percentage of expected funds that was reimbursed by 12/31/2019)		40.50%
Percentage of Total Project Cost Covered by Funds from Sources Other than NVTA		0.00%
Local Priority		3
Number of Supporting Resolutions (does not include resolution from applicant's own Board/Council)		0
NVTA-Funded Project(s) Nearby	Number	NVTA Funds Allocated
	1	\$1,000,000

Notes: None.