

# ***Authority Work Session***

*January 22, 2020*



Presented by:  
Monica N. Backmon, Executive Director



# AGENDA



1. Roles and Responsibilities
2. Membership
3. Decisions
4. Committees
5. Legislation
6. Planning and Programming
7. Financials and Funding
8. Next Steps-Moving Forward



## Roles and Responsibilities

**The Northern Virginia Transportation Authority (NVTA) was created in 2002 (SB 576) to provide Northern Virginia communities with a regional organization responsible for:**

- Developing a long range transportation plan for Northern Virginia.
- Setting regional transportation policies and priorities for regional transportation projects.
- Advocating for the transportation needs of Northern Virginia before state and federal governments.
- Recommending to the CTB priority regional transportation projects for receipt of state and federal funds (CMAQ & RSTP).



## Membership

**The NVTa embraces the counties of Arlington, Fairfax, Loudoun and Prince William and the cities of Alexandria, Fairfax, Falls Church, Manassas and Manassas Park.**

- **Composed of 17 Members:**
  - One elected official from each of the above jurisdictions
  - Two members of the House of Delegates (or Speaker's appointee)
  - One State Senator
  - Two citizen members appointed by the Governor including one member of the Commonwealth Transportation Board
  - The chief elected officer of one town in a county which the Authority embraces (non-voting)
  - The Commonwealth Transportation Board Commissioner, or his/her designee (non-voting)
  - The Director of the Department of Rail and Public Transportation (DRPT), or his/her designee (non-voting)



## Decisions

**A quorum requires a majority of the Authority, including at least a majority of the representatives of the counties and cities embraced by the Authority.**

- NVRTA typically reaches decisions via consensus.
- Decisions of the Authority shall require the affirmative vote of:
  - Two-thirds of the members of the Authority present and voting; and
  - Two-thirds of the representatives of the counties and cities embraced by the Authority who are present and voting;
  - Two-thirds of the population embraced by the Authority.



# Committees



## Statutory

- Planning Coordination Advisory Committee
  - 14 Elected officials representing the 5 cities, 4 counties and 5 towns (with a population of 3,500 or more)
- Technical Advisory Committee
  - 9 Citizens experts

## Standing

- Finance
  - 5 member committee comprised of Authority members
- Governance and Personnel
  - 5 member committee comprised of Authority members
- Planning and Programming
  - 5 member committee comprised of Authority members



## Legislation



- **SB 576 (2002)**
- **HB 3202 (2007)**
- **HB 599 (2012)**
- **HB 1539/SB 856 (2018)**
- **SB 1468 (2019)**
- **SB 1716/HB 2718 (2019)**
- **HB 2313 (2013)**
- **HB 2137 (2017)**
- **HB 1285 (2018)**



## HB 2313

**In April 2013, the General Assembly approved a new transportation funding bill with all the taxes and fees imposed by the General Assembly.**

**There is a statewide component to HB 2313, in addition to the regional component detailed here:**

- Increases Northern Virginia Sales and Use Tax by 0.7%, to a total of 6%.
- Imposes a 2% Transient Occupancy Tax (Hotel Tax).
- Imposes a Congestion Relief Fee (Grantors Tax) of \$0.15 per \$100 valuation.
- **Requires that all HB 2313 revenues be used for transportation purposes only.**



## HB 2313 (continued)

**HB 2313 revenues were estimated to generate \$300 million annually for transportation funding.**

**70% (Regional funds)** will be provided to the Northern Virginia Transportation Authority (NVTA) and utilized for:

- Regional projects included in TransAction 2040, or updates, that have been evaluated by VDOT for congestion mitigation or emergency evacuation (HB 599);

**\*The Authority shall give priority to selecting projects that are expected to provide the greatest congestion reduction relative to the cost of the project.**



## HB 2313 (continued)




**30% (Local funds)** will be distributed to the individual localities and utilized for their transportation needs:

- Localities must enact the local Commercial and Industrial Property (C&I) Tax at \$0.125 per \$100 valuation or dedicate an equivalent amount to transportation to receive the full amount.
- 30% funding can be used for these purposes:
  - Additional urban or secondary road construction;
  - For other capital improvements that reduce congestion;
  - For other transportation capital improvements which have been approved by the most recent long range transportation plan adopted by the Authority;
  - Or for public transportation purposes.



# Planning and Prioritizing for the Region

1. Develop and update the long range, multimodal Transportation Plan for Northern Virginia → TransAction

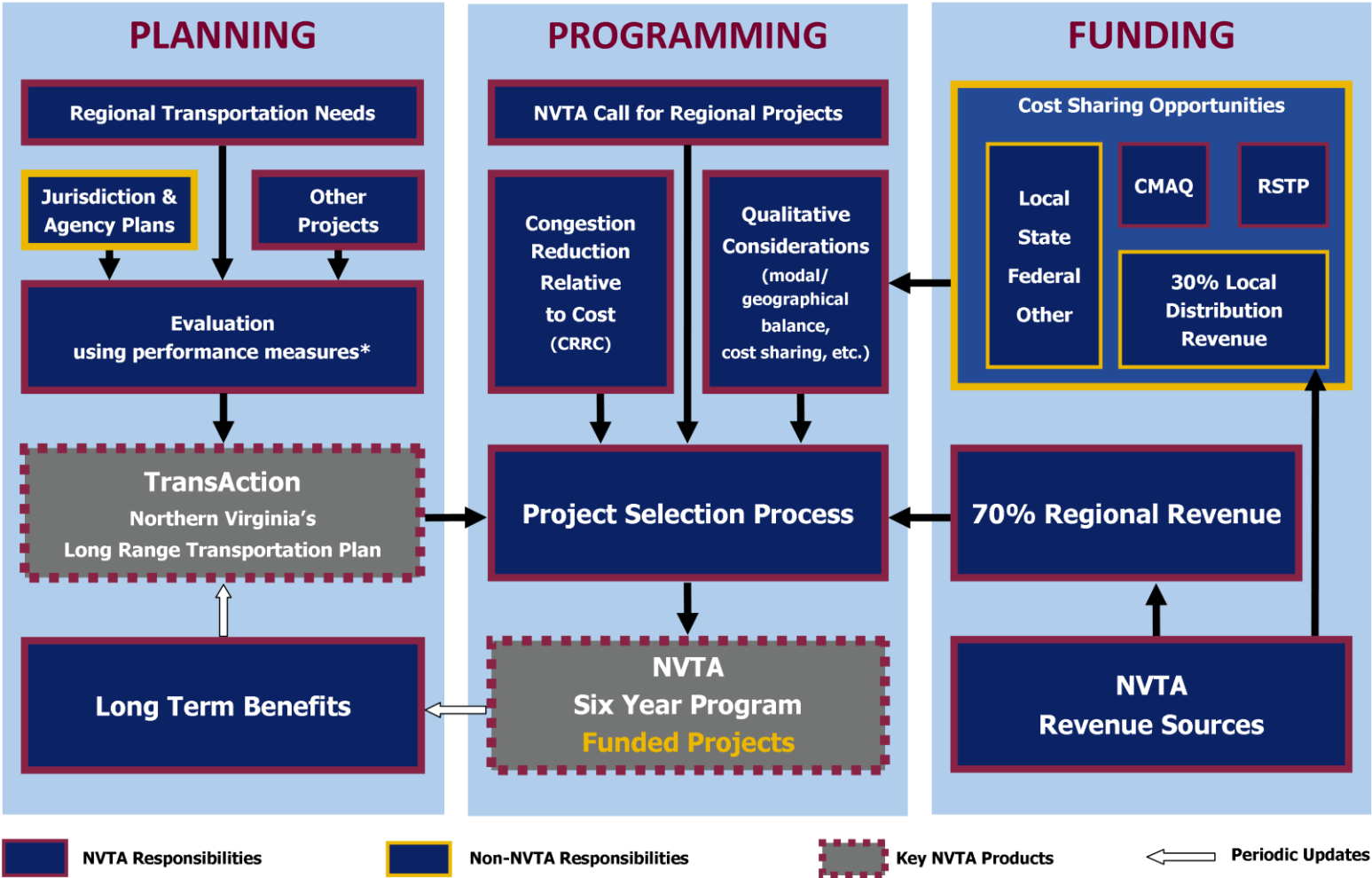


2. Prioritize and fund regional transportation projects → Six Year Program





# Complex, Integrated Process

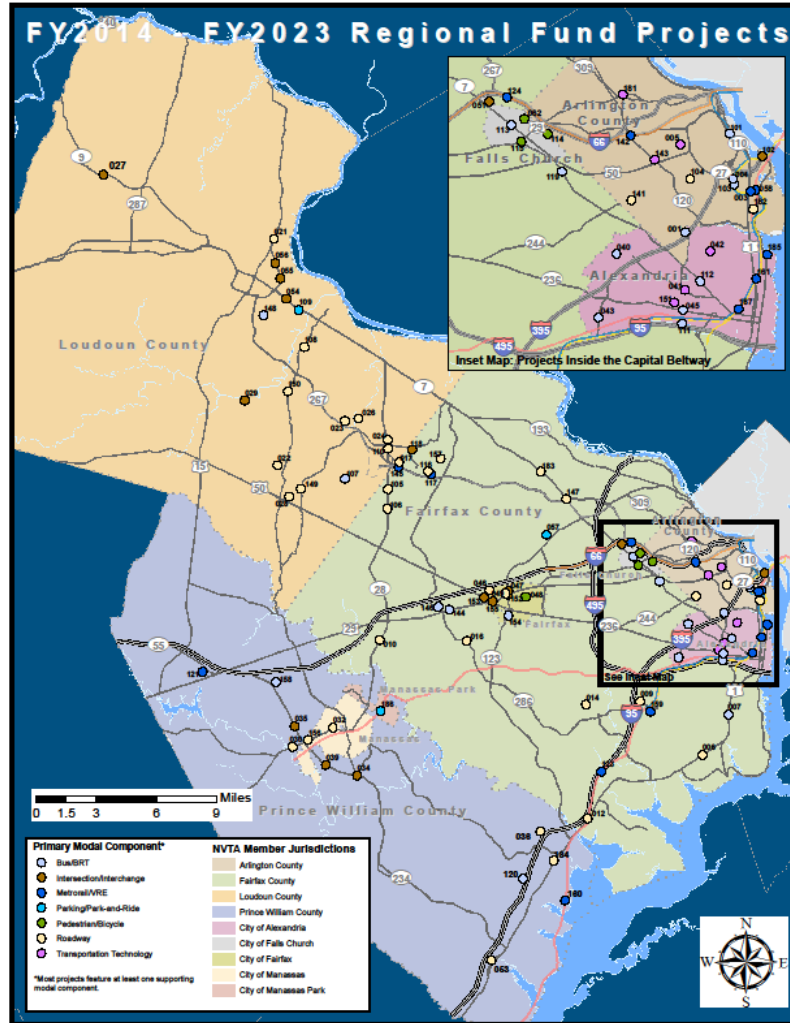




# Determining the Final Program



# Planning and Prioritizing for the Region



- **4 Funding Programs Adopted to Date**
- **94 Regional Multimodal Transportation Projects,**
  - totaling **\$2 Billion**
- **Inaugural Six Year Program: 44 projects,**
  - totaling **\$1.3 Billion**
  - **\$2.5 Billion** requested



# SYP Multimodal Project Spotlight by Jurisdiction

- **City of Manassas, Prince William County and Fairfax County:** Rt. 28 Corridor Feasibility Study – EIS (City of Manassas to Fairfax County), and Rt. 28 Construction - **\$92,500,000**
- **City of Alexandria:** DASH Transit Service Enhancements and Expansion - **\$11,933,161**
- **Arlington County:** Pentagon City Multimodal Connections and Transitway Extension, and Crystal City Metrorail Station East Entrance and Intermodal Connections - **\$33,850,000**
- **City of Fairfax:** Jermantown Road Corridor Improvements Project - **\$21,000,000**
- **NOVA Parks/City of Falls Church:** Falls Church Enhanced Regional Bike Routes (W&OD) - **\$3,244,959**
- **Town of Dumfries:** Widen Rt. 1 (Fraleay Blvd.) to Six Lanes- **\$44,860,000**
- **Fairfax County:** Richmond Highway Bus Rapid Transit – Phases I & II - **\$250,000,000**
- **Loudoun County:** Prentice Drive Extension: Lockridge Rd. (Rt. 789) to Shellhorn Rd. (Rt. 643) - **\$76,230,000**





## NVTA Awarded First Credit Rating



AA+ Aa1 AA+

STANDARD  
& POOR'S

Fitch Ratings

MOODY'S



# Inaugural Bond Sale



In December 2014 NVTa entered the Capital Bond Market for the first time with our **Transportation Special Tax Revenue Bonds, Series 2014** which secured **\$80 million** in financing.

The Bonds reflected a **2.5 times subscription rate** and a low **true interest cost of 3.09%**.





## Diversion of Revenues – Impacts on Inaugural Six Year Program

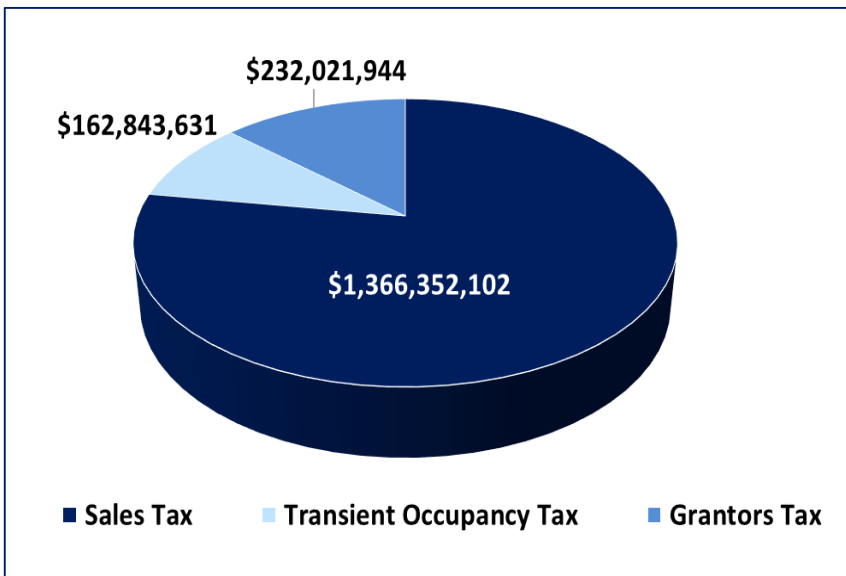
- **HB 1539/SB 856: Transient Occupancy Tax and Grantors Tax diverted for Metro Funding**
- **Resulted in:**
  - **\$275M** Reduction in Available Revenues for the FY 2018-2023 Six Year Program
  - **\$102M** Annual Reduction in 70% and 30% Revenues
  - **\$27.12M** from WMATA Localities' 30% or Other Funding Sources



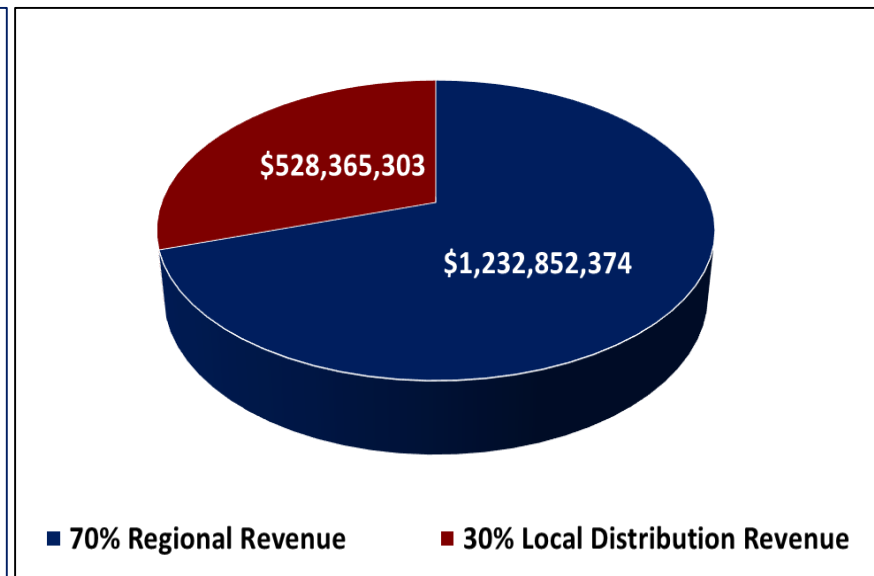
# FY2019-2023 Revenue Estimates



**FY2019-2023 Estimated Revenue Breakdown by Tax Type:**  
*ORIGINAL*



**FY2019-2023 Estimated Revenue Allocation: ORIGINAL**

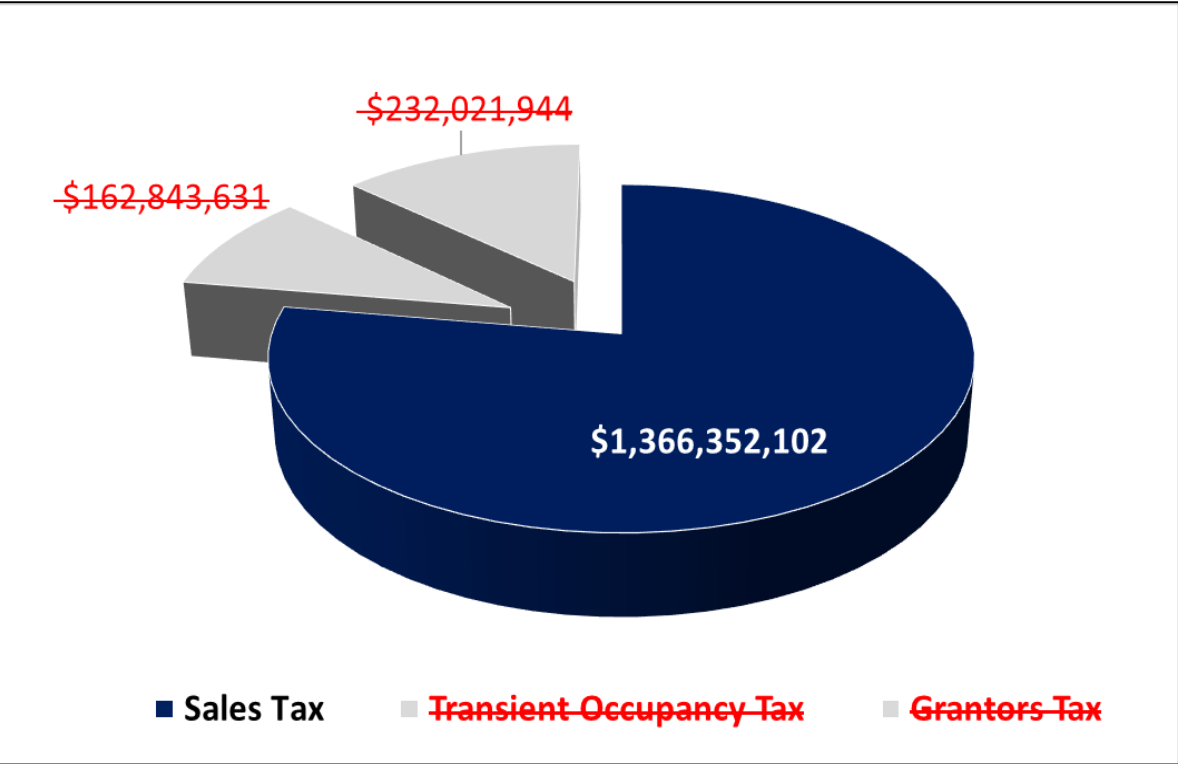




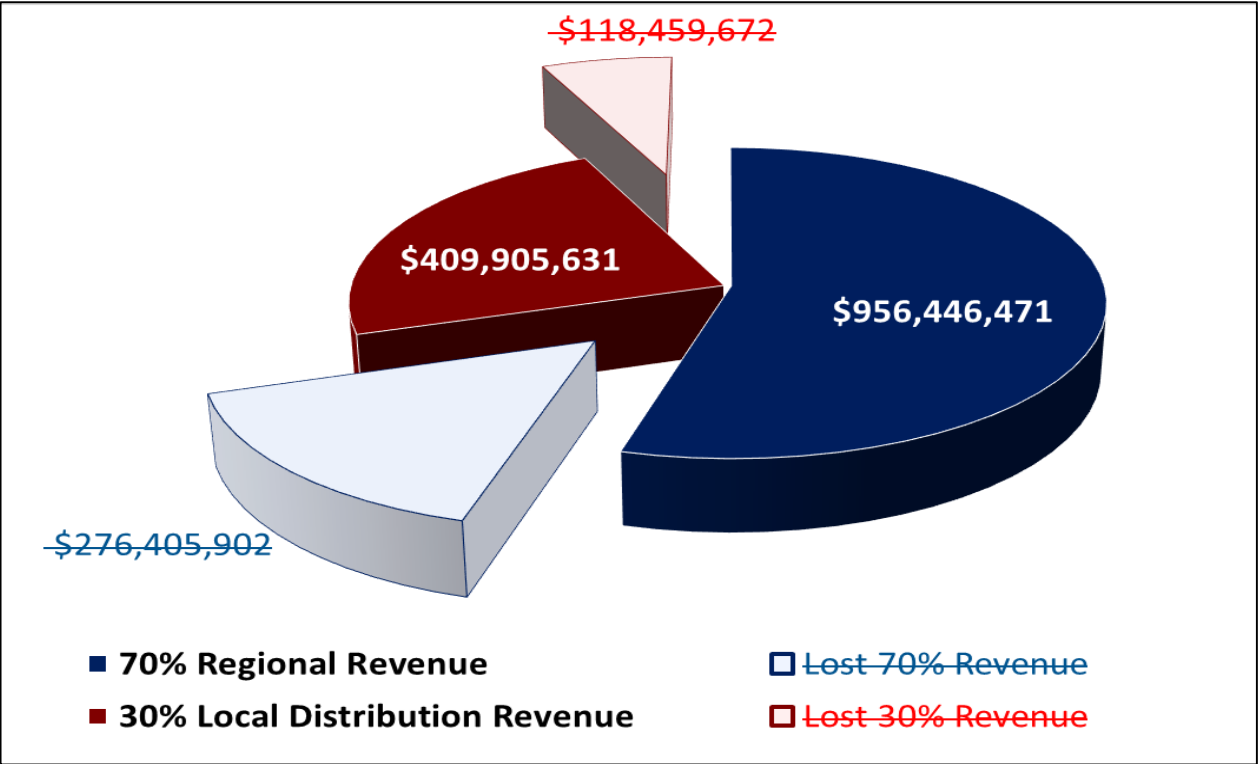
# Revenues After HB 1539/SB 856



*FY2019-2023 Estimated Revenue Breakdown by Tax Type: REVISED*



*FY2019-2023 Estimated Revenue Allocation: REVISED*





# Funding Restoration

## SB 1716 (2019) and HB 2718 (2019)

- Legislation to dedicate funding to Interstate 81 (I-81) improvements resulted in new revenue for NVTA.
  - Dedicated funding: as much as **\$20 million** annually for NVTA
    - **FY20 - \$9.2M**
    - **FY21 - \$13.7M**
    - **FY22 - \$20M**
- **\$20M** – Down payment on Authority restoration



# Funding Restoration



- **HB 1414 (2020)—Administration's Omnibus Bill**
  - **\$65M total to NVTA**
    - **\$20M inclusive of I-81 monies**
    - **\$30M-\$45M in NOVA TOT and Grantors**
- **HB 729 (2020) –Delegate Watt's Bill**
  - **Seeking to restore NVTA at \$102M Annually**
  - **\$30.9M to NVTA as of now**



## 30% Revenues to Date Per Jurisdiction

Jurisdiction	30% Local Distribution Revenue
Arlington County	\$70,024,146
Fairfax County	\$251,098,092
Loudoun County	\$106,618,643
Prince William County	\$80,802,723
City of Alexandria	\$40,576,955
City of Fairfax	\$14,705,548
City of Falls Church	\$5,360,861
City of Manassas	\$10,406,737
City of Manassas Park	\$2,838,525
	<b>Total: \$582,432,231</b>



## Six Year Program Update FY2020-2025

- July 1, 2019, **Call for Regional Transportation Projects** issued for **FY2020-2025 Six Year Program**
  - **ESTIMATED \$400 Million available** for FY2024-2025
  - Project Applications Received: **46**
    - totaling **\$1.7 Billion**
  - Eligible Application Total: **41**
    - totaling **\$1.4 Billion**
  - **Public Comment Period---Public Hearing**
    - **April 2020**
  - Anticipated NVTA action June 2020



## CMAQ/RSTP Recommendations



**In addition to the HB 2313 Revenues, the NVTa also makes programming recommendations of the federal CMAQ & RSTP funds on an annual basis.**

NVTa Allocation of CMAQ Funds						
	FY2015	FY2016	FY2017	FY2018	FY2019	FY2020
CMAQ	\$20,855,865	\$21,512,010	\$21,512,010	\$21,512,010	\$21,512,010	\$21,512,010
CMAQ 2.5	\$8,047,115	\$8,014,165	\$8,014,165	\$8,014,165	\$8,014,165	\$8,014,165
TOTAL:	\$28,902,980	\$29,526,175	\$29,526,175	\$29,526,175	\$29,526,175	\$29,526,175

NVTa Allocation of RSTP Funds						
	FY2015	FY2016	FY2017	FY2018	FY2019	FY2020
RSTP	\$39,377,789	\$40,331,584	\$40,331,584	\$40,331,584	\$40,331,584	\$40,331,584



## 2020 Next Steps



- **Legislation---Restoration of NVTA Revenues**
- **Adoption of the FY2020-2025 SYP Update**
- **Update of TransAction**
- **Groundbreakings and Ribbon Cuttings**
- **Update Strategic Plan**
- **RM3P**



# Outreach



## Engaging the Region

- In 2019, NVTA presented at nearly **25 events** throughout NoVA, reaching elected officials, Northern Virginia residents and community groups, and leaders in transportation, business and innovation.
  - Celebrated **11 project milestones**.
- Introduced a Six Year Program **Video Series** and **Video Highlights of the 2019 Annual Report**.
- Participated in **19 interviews**, & proactively secured **62 news stories** in 2019.
  - **Communication Plan** update almost complete.



# Regional Revenues Making A Difference Economic Impact Analysis of HB 2313



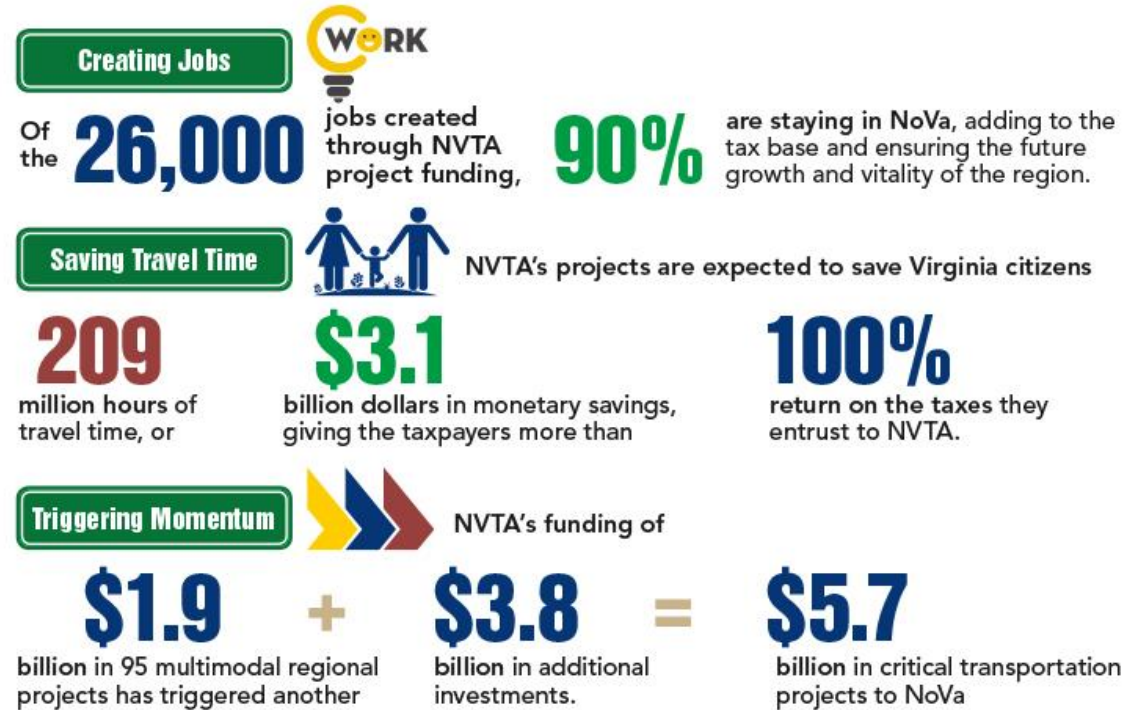
This study was completed by Richmond, VA-based Chmura Economics & Analytics.

The study period analyzed is FY2014-FY2024.

<sup>1</sup> NVTA FY2014-FY2024 Actual and Estimated Revenues



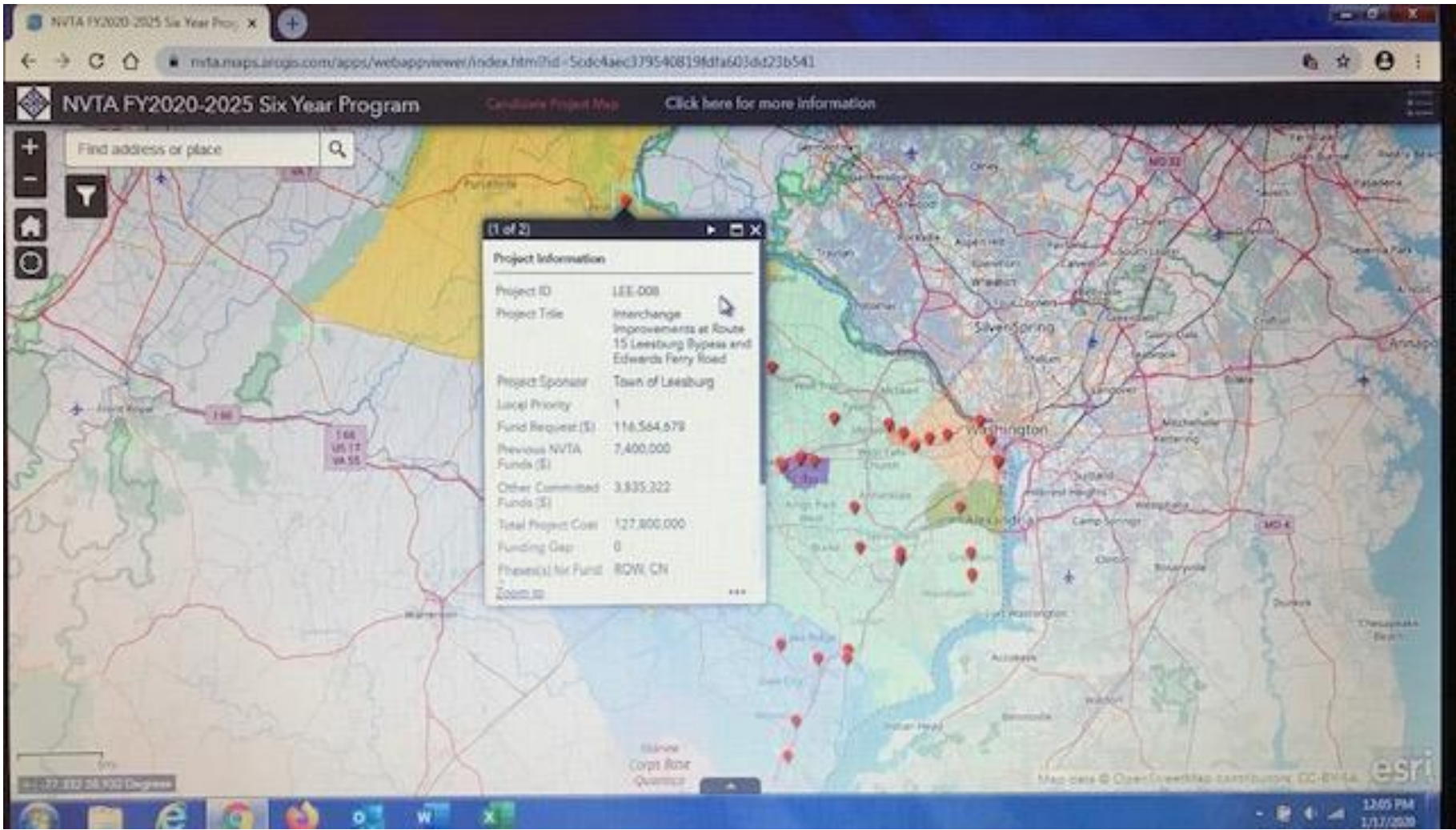
## Key Takeaways



The taxes paid by Northern Virginians to NVTA, benefit the entire Commonwealth through increased economic activity.



# New Google Interactive Maps





# How You Can Get Involved



[TheNoVaAuthority.org](http://TheNoVaAuthority.org) and  
[NVTATransAction.org](http://NVTATransAction.org)



Northern Virginia  
Transportation Authority



[@TheNVTA](https://www.facebook.com/TheNVTA)



[@NVTAAuthority](https://twitter.com/NVTAAuthority) and  
[@NVTATransAction](https://twitter.com/NVTATransAction)



Subscribe to our  
newsletters at  
[TheNoVaAuthority.org](http://TheNoVaAuthority.org)  
to stay in the know!



# The Authority: Working Regionally

